

**Final Report - Approved**

**Application Number: UCDH-2023-0181-PAD-0001**

**Report Date:** 06/30/2025  
**Description :** Copy UCDH FDC Project Number (9557240) from parent record (UCDH-2023-0181)  
**Copy UCDH FDC Project Name** (CENT PLNT 1ST FLR PO&M Emissions UREA Project) from parent record (UCDH-2023-0181)  
**Address :** , , ,  
**Record Type :** UCDH Post Approval Document  
**Document Filename :** Plan 9557240\_2023-0181\_DA01\_BC1.pdf

Reviewer Contact Information:

Reviewer Name	Reviewer Email	Reviewer Phone
Paul Menard FAIA CBO	prmenard@ucdavis.edu	-
William Gilliland	wgilliland@ucdavis.edu	-

General Comments

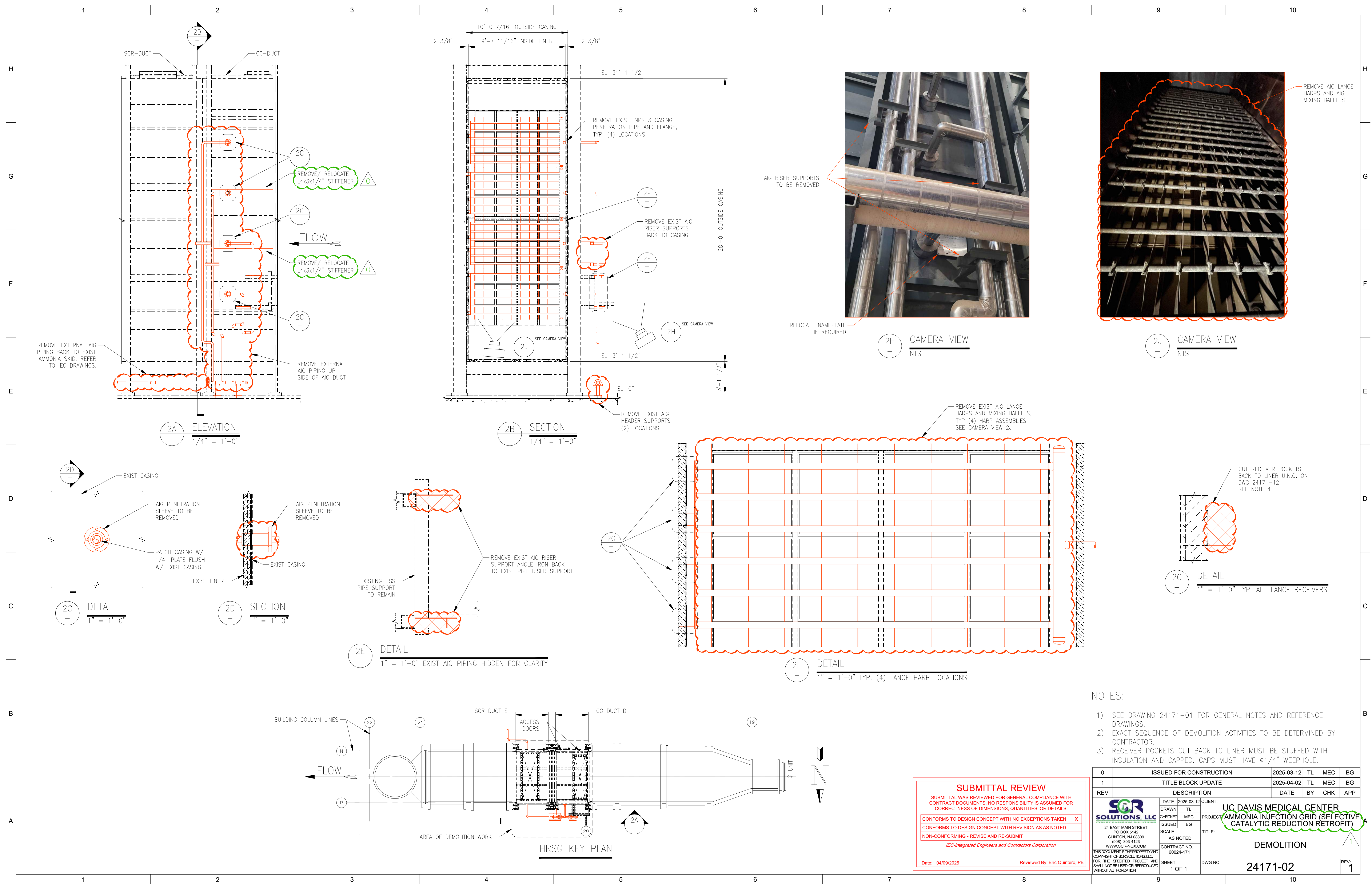
Markups for this Approved Document or Plan











A red rectangular stamp with the text "UC DAVIS HEALTH BUILDING DEPARTMENT" at the top, "APPROVED" in large white letters in the center, and a paragraph of text at the bottom. The text states that the plan is reviewed for code compliance, that the reviewer is not responsible for changes or alterations to the approved set, and that the reviewer is not responsible for the building department's approval of the plan and specifications, which may not be held to permit or approve the violation of any University Policy or State Building Code.

CERTIFIED BUILDING OFFICIAL :



DESIGNATED CAMPUS FIRE MARSHALL :

HGA PROJ. NO: 1500-154-00

HGA

1200 R Street, Suite 100  
Sacramento, California 95811  
Telephone 916.787.5100



DESIGN PROFESSIONALS OF RECORD

**UC DAVIS**  
**HEALTH**

**FACILITIES DESIGN & CONSTRUCTION**  
**4800 2ND AVENUE SUITE 3010**  
**SACRAMENTO, CALIFORNIA 95817**  
**(916) 734-7024**

**MECHANICAL/ELECTRICAL/  
PLUMBING ENGINEER**



**Integrated Engineers & Contractors Corporation**  
8795 Folsom Blvd, Suite 205 Sacramento, CA 95826  
Phon (916) 383-6000 Fax (916) 383-6010

CONSULTANT LOGO

[illegible]

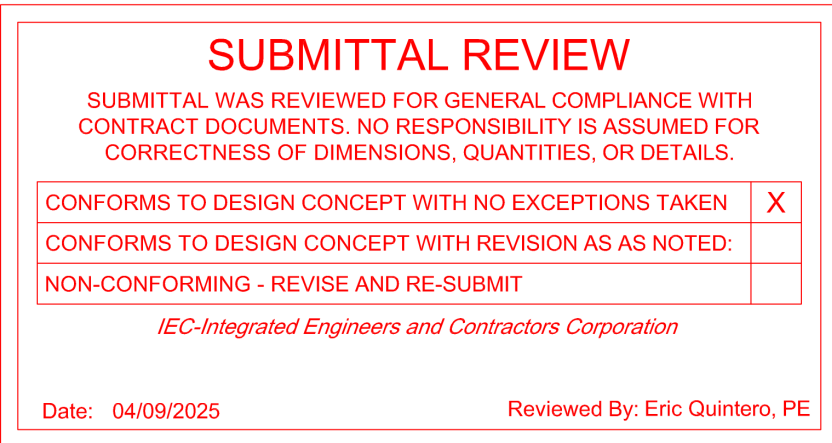
9557240  
UCDH Bldg No. 073  
CENTRAL PLANT

**CENT PLANT 1ST FLR PO&M Emissions UREA Project**  
4840 2nd AVENUE., SACRAMENTO, CA 95817

## DEMOLITION

ARCH./ENGR.	F&M JOB NO.	SHEET NO.	
GO	9557240	M302	
UCMCM PROJECT MANAGER	SCALE		
CL	AS SHOWN		
DESIGNED BY	DATE		
RM	JUNE 1, 2023		
DRAWN BY	CAD FILE	SHEET	OF
RM			





1) SEE DRAWING 24171-01 FOR GENERAL NOTES AND REFERENCE DRAWINGS.

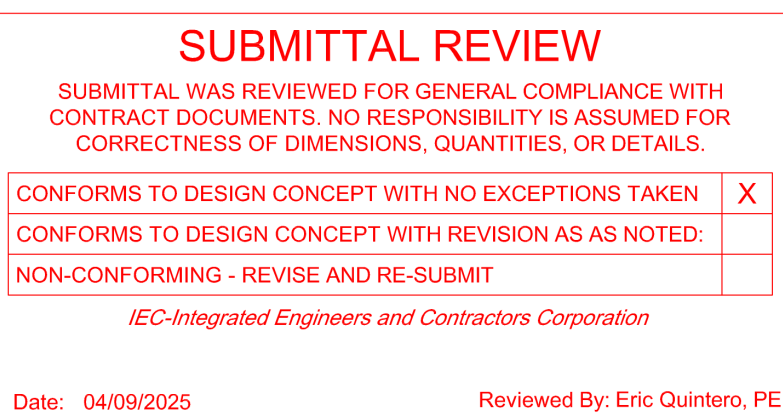
0	ISSUED FOR CONSTRUCTION	2025-03-12	TL	MEC	BG	BG
1	TITLE BLOCK UPDATE	2025-04-02	TL	MEC	BG	BG
REV	DESCRIPTION	DATE	BY	CHK	APP	
DATE: 2025-03-12 DRAWN: TL CHECKED: MEC PROJECT:		UC DAVIS MEDICAL CENTER AMMONIA INJECTION GRID (SELECTIVE CATALYTIC REDUCTION RETROFIT)				
ISSUED: BG SCALE:		TITLE:				
24 EAST MAIN STREET PO BOX 5142 CLINTON, NJ 08809 (908) 303-4213 WWW.GCR-NOEX.COM		AS NOTED CONTRACT NO. 60024-1710				
GENERAL ARRANGEMENT						
THIS DOCUMENT IS THE PROPERTY AND COPYRIGHT OF GCR SOLUTIONS, LLC. FOR THE UNPROTECTED PRODUCT AND SHALL NOT BE USED OR REPRODUCED WITHOUT AUTHORIZATION.		SHEET: 1 OF 1		DWG NO. 24171-10		REV. 1

**CENT PLANT 1ST FLR PO&M Emissions UREA Project**  
4840 2nd AVENUE., SACRAMENTO, CA 95817


## GENERAL ARRANGEMENT

**M310**



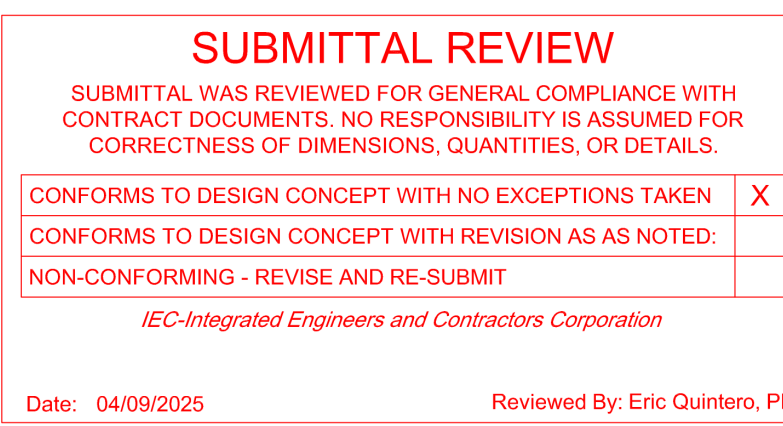


- 1) SEE DRAWING 24171-01 FOR GENERAL NOTES AND REFERENCE DRAWINGS
- 2) INSTALL CATALYST MODULES FOLLOWING THE MANUFACTURER INSTRUCTIONS ON MIRATECH DOCUMENT "CO CATALYST SYSTEM INSTALLATION PROCEDURE"



0	ISSUED FOR CONSTRUCTION	2025-03-12	TL	MEC	BG
1	TITLE BLOCK UPDATE	2025-04-02	TL	MEC	BG
REV	DESCRIPTION	DATE	BY	CHK	APP
 <div style="display: flex; justify-content: space-between;"> <div> <p>DATE: 10/25/58-52 CLIENT:</p> <p>DRAWN: _____</p> <p>ISSUED: BG</p> <p>SCALE: _____</p> <p>AS NOTED</p> <p>CONTRACT NO: 80064-171</p> <p>SHEET: _____</p> <p>1 OF 1</p> </div> <div> <p>UC DAVIS MEDICAL CENTER AMMONIA INJECTION GRID (SELECTIVE CATALYTIC REDUCTION RETROFIT)</p> <p>CO CATALYST REPLACEMENT</p> <p>20171-11</p> </div> </div>					
<p>24 EAST MAIN STREET PO BOX 5142 CLINTON, NJ 08809 (908) 303-4123 WWW.SQRSOLUTIONS.COM</p> <p>THIS DOCUMENT IS THE PROPERTY OF AND SHALL REMAIN THE PROPERTY OF SQR SOLUTIONS, LLC. IT IS TO BE USED ONLY FOR THE PROJECT AND CANNOT BE REPRODUCED WITHOUT AUTHORIZATION.</p>					
			REV: _____		

## CO CATALYST REPLACEMENT





- 1) SEE DRAWING 24171-01 FOR GENERAL NOTES AND REFERENCE DRAWINGS.
- 2) AIG PIPE INSULATION HIDDEN FOR CLARITY.
- 3) AIG PIPING SPOOLS SHIPPED IN SECTIONS C/W FIELD TRIM ALLOWANCE. REFER TO PIPING ISOS.
- 4) CONTRACTOR MAY ELECT TO REUSE ANGLE STIFFENERS REMOVED DURING DEMOLITION. SEE DWG 24171-02

0		ISSUED FOR CONSTRUCTION		2025-03-12	TL	MEC	BS
1	TITLE BLOCK UPDATE			2025-03-12	TL	MEC	BS
REV	DESCRIPTION			DATE	BY	CHK	APP
 <p><b>SCL SOLUTIONS, LLC</b> 20 EAST MAIN STREET PO BOX 5142 CANTON, NJ 08806 (908) 304-1123 WWW.SCLSOLUTIONS.COM</p>		DATE: 2025-03-12 CLIENT: DRAWN: TL CHECKED: MEC ISSUED: BS SCALE: AS NOTED PROJECT:		UC DAVIS MEDICAL CENTER (AMMONIA INJECTION GRID (SELECTIVE CATALYTIC REDUCTION RETROFIT))			
THE UNDERSIGNED IS THE PROPERTY AND CONTAINER OF SPREAD INFORMATION FOR THE SPECIFIC PROJECT AND SHALL NOT BE USED OR REPRODUCED WITHOUT AUTHORIZATION.		CONTRACT NO. 60024-171		AIG REPLYMENT			
SHEET:		1 OF 1		DWN NO.		24171-12 REV 1	

DATE \_\_\_\_\_

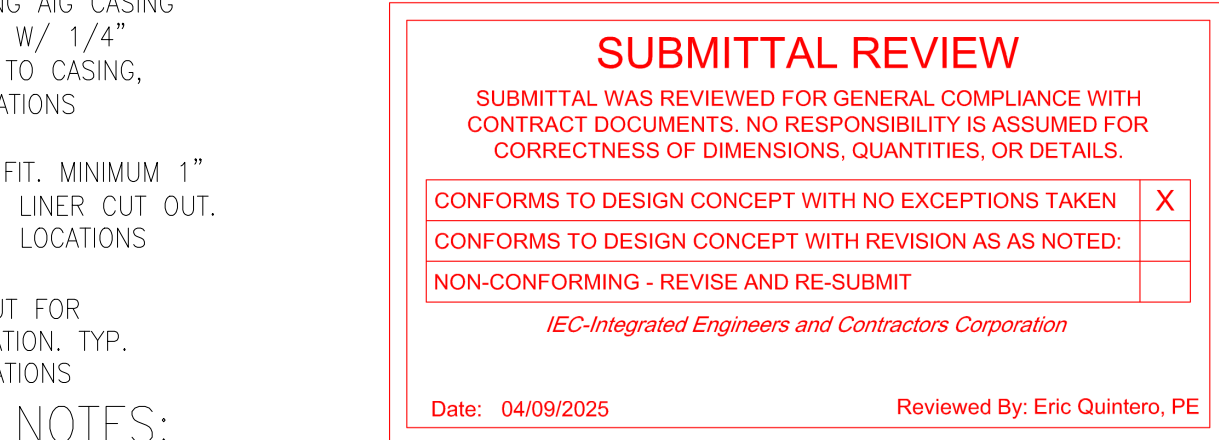
JUNE 1, 2023


CAD FILE

---

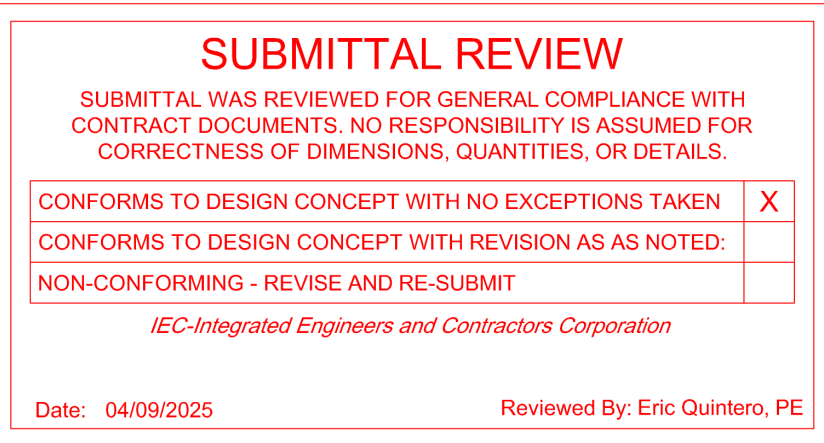
HT HAMMEL, GR





0	ISSUED FOR CONSTRUCTION		2025-03-12	TL	MEC	BG
1	TITLE BLOCK UPDATE		2025-04-02	TL	MEC	BG
REV	DESCRIPTION		DATE	BY	CHK	APP
 <div style="float: right; text-align: right;"> <b>UC DAVIS MEDICAL CENTER</b>  <b>AMMONIA INJECTION GRID (SELECTIVE CATALYTIC REDUCTION RETROFIT)</b> </div>						
24 EAST MAIN STREET PO BOX 5142 CLUNTON, NJ 08809 (908) 304-4123 YOUNGSCORP.COM			DATE: 2025-03-12 CLIENT: DRAWN: _____ CHECKED: _____ PROJECT: _____ ISSUED: _____ TITLE: _____ AS NOTED CONTRACT NO: _____ 2025-07-11			
<b>AIG REPLACEMENT DETAILS</b>						
THE UNDERSIGNED IS THE PROPRIETOR AND COMPANY OF SGR SOLUTIONS, LLC. I HEREBY CERTIFY THAT THE INFORMATION PROVIDED ON THIS DRAWING WAS PREPARED BY ME OR BY AN EMPLOYEE OF SGR SOLUTIONS, LLC. WITHOUT AUTHORIZATION.			SHEET: 1 OF 1		DWG NO: <b>24171-13</b>	
						REV: _____





HGA PROJ. NO: 1500-154-00

DESIGN PROFESSIONALS OF RECORD:

**MECHANICAL/ELECTRICAL/  
PLUMBING ENGINEER**



CONSULTANT LOGS

[illegible]

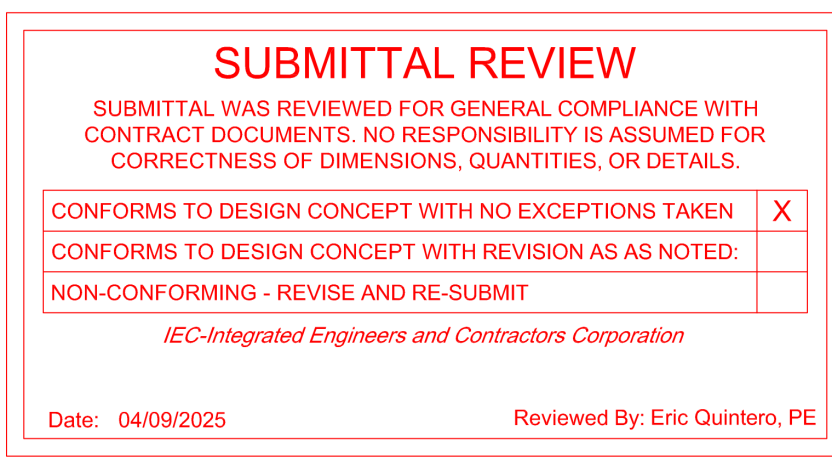
## AIG BAFFLE ARRANGEMENT


# M314









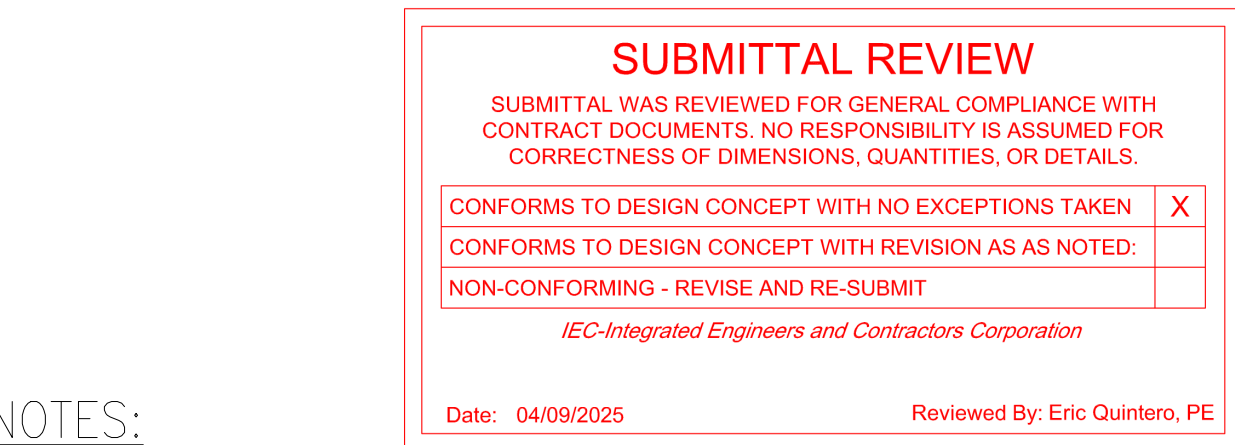
 <b>SCR SOLUTIONS, LLC</b> 24 EAST ELM STREET FORT WORTH, TX 76102 CLINTON, NJ 08809 (800) 284-1212 <a href="http://WWW.SCR-NO2.COM">WWW.SCR-NO2.COM</a> <small>WE OWN THE PROPERTY AND          COPYRIGHT OF SCR SOLUTIONS, LLC          IS NOT TO BE REPRODUCED OR          COPIED IN ANY MANNER WITHOUT          OUR WRITTEN PERMISSION.</small>	DATE	2025-03-23	CLIENT:	UC DAVIS MEDICAL CENTER	
	DRAWN	TL	PROJECT	AMMONIA INJECTION GRID (SELECTIVE CATALYTIC REDUCTION RETROFIT)	
	DESIGNED	MED	BY		
	SCALE:		TITLE		
	AS NOTED				
CONTRACT NO.	00002-171	EXTERIOR SUPPORTS			
SHEET:	1 OF 1	DWG NO.	24171-16		REV. 1



ARCH: 1 ENGR.	FDSG JOB NO.		SHEET NO.	
GO	9557240		M316	
UCOMP PROJECT MANAGER	SCALE			
CL	AS SHOWN			
DESIGNED BY	DATE			
RM	JUNE 1, 2023			
DRAWN BY	CAD FILE	SHEET		OF
RM				









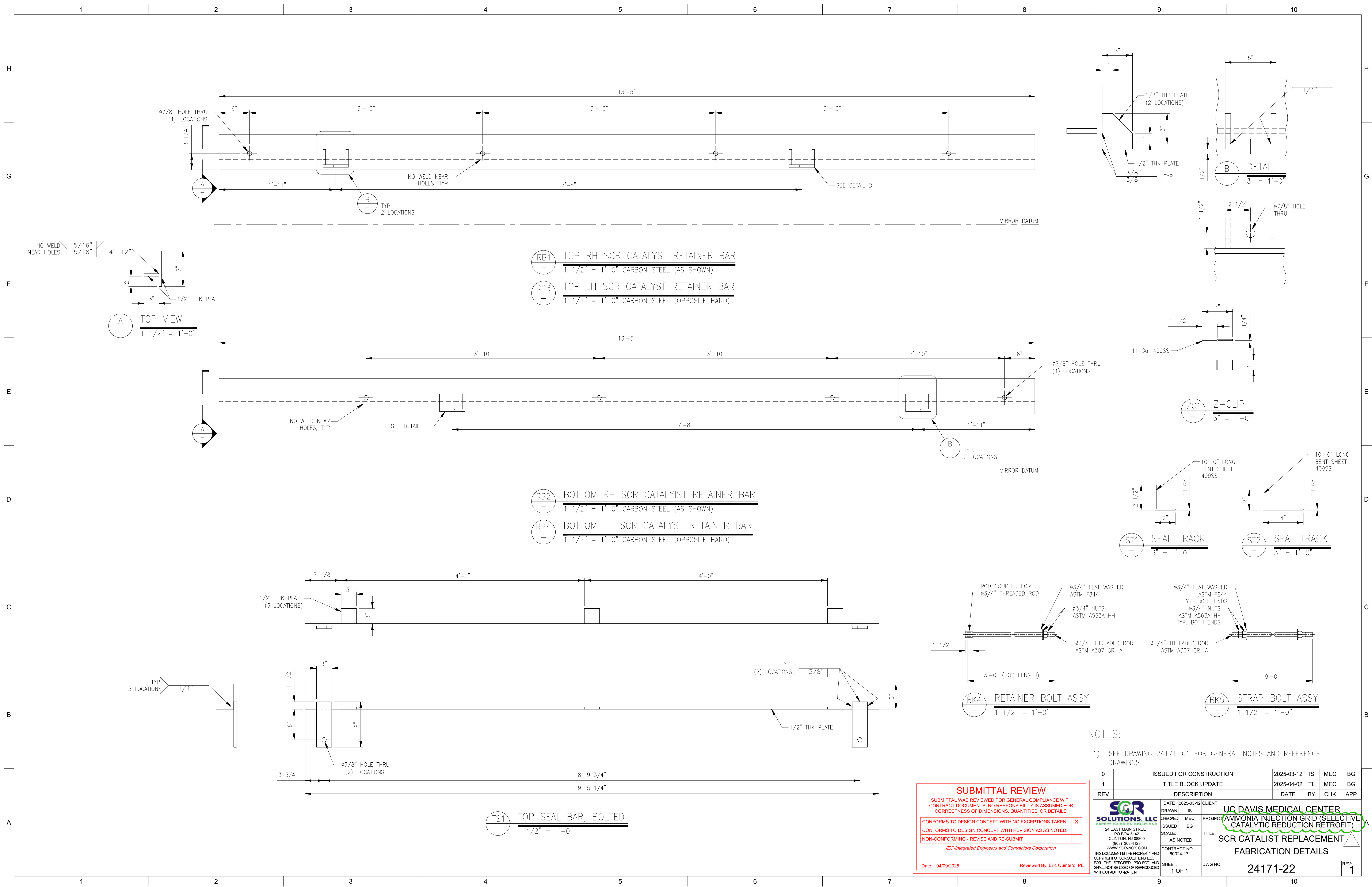
0	ISSUED FOR CONSTRUCTION		2025-03-12	TL	MEC	BG
1	TITLE BLOCK UPDATE		2025-04-02	TL	MEC	BG
REV	DESCRIPTION		DATE	BY	CHK	APP
 <div style="float: right; text-align: right;"> <b>UC NADES MEDICAL CENTER</b>  <b>AMMONIA INJECTION GRID (SELECTIVE CATALYTIC REDUCTION RETROFIT)</b> </div>						
 <p>24 EAST MAIN STREET PO BOX 5142 CLINTON, NJ 08809 (908) 304-123 WWW.SGRSOL.COM</p>		DATE: 2025-03-12 CLIENT: DRAWN: TL CHECKED: MEC ISSUED: BG SCALE: TITLE: COMMENTS: AS NOTED CONTRACT NO.: 60024-171	<b>EXTERNAL SUPPORTS</b> <b>FABRICATION DETAILS</b>			
THE DOCUMENT IS THE PROPERTY AND CONFIDENTIALITY OF THE CLIENT. FOR THE SIGNED PROJECT, AND SHALL NOT BE USED OR REPRODUCED WITHOUT AUTHORIZATION.			SHEET: DWG NO:	247121-20		REV: 1

## EXTERNAL SUPPORTS









**SUBMITTAL REVIEW**

SUBMITTAL WAS REVIEWED FOR GENERAL COMPLIANCE WITH CONTRACT DOCUMENTS. NO RESPONSIBILITY IS ASSUMED FOR CORRECTNESS OF DIMENSIONS, QUANTITIES, OR DETAILS.

CONFORMS TO DESIGN CONCEPT WITH NO EXCEPTIONS TAKEN	X
CONFORMS TO DESIGN CONCEPT WITH REVISION AS NOTED:	
NON-CONFORMING - REVISE AND RE-SUBMIT	

IEC-Integrated Engineers and Contractors Corporation

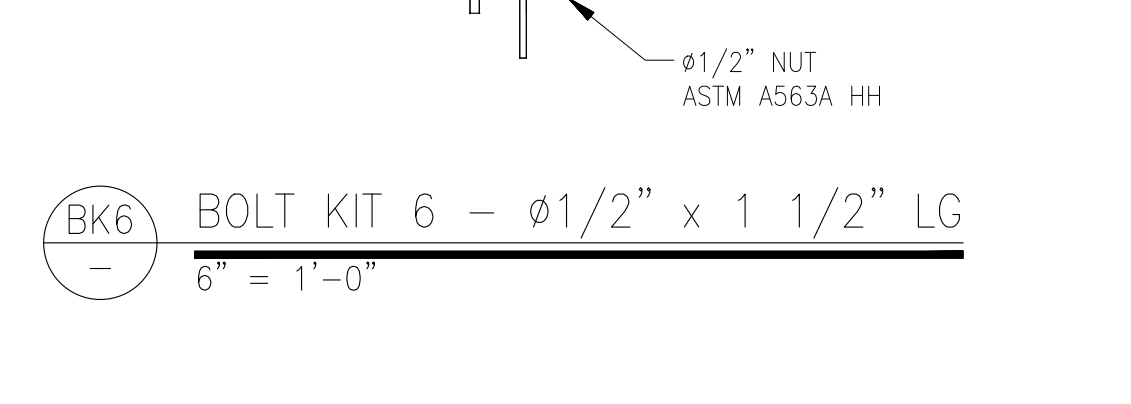
Date: 04/09/2025 Reviewed By: Eric Quintero, PE

NOTES:


1) SEE DRAWING 24171-01 FOR GENERAL NOTES AND REFERENCE DRAWINGS.

0	ISSUED FOR CONSTRUCTION		2025-03-12	IS	MEC	BG
1	TITLE BLOCK UPDATE		2025-04-02	TL	MEC	BG
REV	DESCRIPTION		DATE	BY	CHK	APP
DATE: 2025-03-12 CLIENT: UC DAVIS MEDICAL CENTER						
DRAWN: IS	PROJECT: (AMMONIA INJECTION GRID (SELECTIVE CATALYTIC REDUCTION RETROFIT))					
CHECKED: MEC						
ISSUED: BG	PROJECT: SCR CATALYST REPLACEMENT					
SCALE: AS NOTED	FABRICATION DETAILS					
CONTRACT NO. 60024-171						
SHEET: 1 OF 1	DWG NO. 24171-22	REV: 1				





0	ISSUED FOR CONSTRUCTION	2025-03-12	IS	MEC	BG
1	TITLE BLOCK UPDATE	2025-04-02	TL	MEC	BG
REV	DESCRIPTION	DATE	BY	CHK	APP



24 EAST MAIN STREET  
PO BOX 5142  
CLINTON, NJ 08809  
(609) 305-4123  
WWW.SQRCON.COM

THE INFORMATION CONTAINED HEREIN IS THE PROPERTY OF SQR SOLUTIONS, LLC. FOR THE SPECIFIED PROJECT AND SHALL NOT BE USED OR REPRODUCED WITHOUT THE WRITTEN PERMISSION OF SQR SOLUTIONS, LLC.

DRAWN: IS  
CHECKED: BG  
ISSUED: BG  
SCALE:  
AS NOTED  
CONTRACT NO.: 60204-11  
SHEET: 1 OF 1

**UC DAVIS MEDICAL CENTER**  
**AMMONIA INJECTION GRID (SELECTIVE CATALYTIC REDUCTION RETROFIT)**

**AIG REPLACEMENT**  
**FABRICATION DETAILS**

**24171-23**

REV. 1

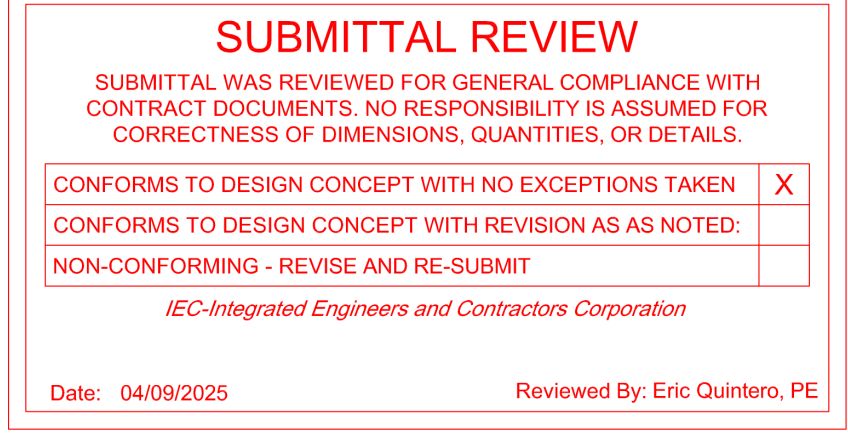
SHEET NO. \_\_\_\_\_ OF \_\_\_\_\_


**AIG REPLACEMENT FABRICATION DETAILS**

SHEET TITLE \_\_\_\_\_

4840 2nd AVENUE., SACRAMENTO, CA 95817

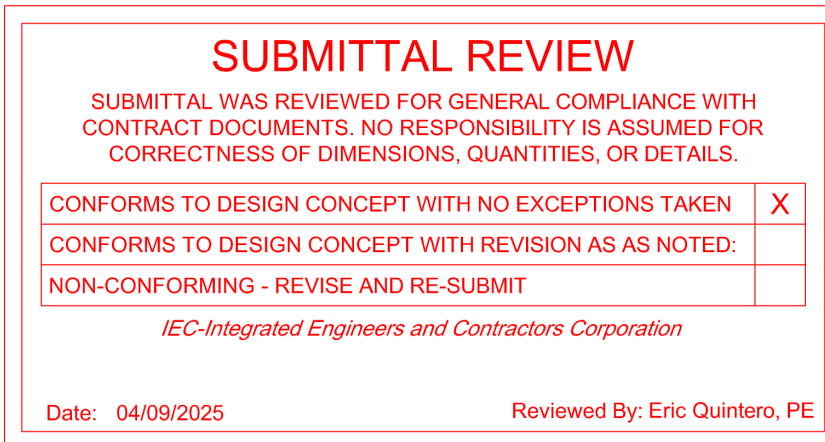





1	0	ISSUED FOR CONSTRUCTION	2025-03-12	TL	MEC	BG
2	1	TITLE BLOCK UPDATE	2025-04-02	TL	MEC	BG
REV		DESCRIPTION	DATE	BY	CHK	APP
		UC DAVIS MEDICAL CENTER AMMONIA INJECTION GRID (SELECTIVE CATALYTIC REDUCTION RETROFIT)				
24 EAST MAIN STREET PO BOX 5142 CLINTON, NJ 08809 (908) 304-1123 WWW.SGRSOLUTIONS.COM		DATE 2025-03-12 CLIENT: DRAWN: IS CHECKED: MC PROJECT: ISSUED: BG SCALE: AS SHOWN TITLE: CTO CATALYST REPLACEMENT FABRICATION DETAILS				
THE DOCUMENT IS THE PROPERTY AND CONFIDENTIALITY OF SGR SOLUTIONS, LLC. FOR THE SPECIFIC PROJECT AND IS NOT TO BE USED OR REPRODUCED WITHOUT AUTHORIZATION.		CONTRACT NO. 60024-171 SHEET: 1 OF 1 DWG NO. 24171-24 REV 1				

M324





1) SEE DRAWING 24171-01 FOR GENERAL NOTES AND REFERENCE DRAWINGS

0	ISSUED FOR CONSTRUCTION		2025-03-12	TL	MEC	BG
1	TITLE BLOCK UPDATE		2025-04-02	TL	MEC	BG
REV	DESCRIPTION		DATE	BY	CHK	APP
<div style="display: flex; justify-content: space-between;"> <div style="width: 30%;">  <p>26 EAST MAIN STREET PO BOX 5142 CLINTON, NJ 08802 (908) 304-1233 WWW.SOLARONJ.COM</p> </div> <div style="width: 65%;"> <p>DATE: 2025-03-12 CLIENT: UC DAVIS MEDICAL CENTER</p> <p>DRAWN BY: J. CHEN</p> <p>CHECKED: M. CHEN</p> <p>ISSUED: AS NOTED</p> <p>PROJECT: AMMONIA INJECTION GRID (SELECTIVE CATALYTIC REDUCTION RETROFIT)</p> <p>CONTRACT NO. 00004-171</p> <p>AS NOTED</p> <p>AIG LANCE HARP AND SUPPORT FABRICATION DETAILS</p> </div> </div>						
<p>THE DOCUMENT IS THE PROPERTY OF CONTRACTOR OF SOLAR SOLUTIONS, LLC. IT IS TO BE USED ONLY FOR THE SPECIFIC PROJECT AND SHALL NOT BE USED OR REPRODUCED WITHOUT A WRITTEN AUTHORIZATION FROM SOLAR SOLUTIONS, LLC.</p>						
SHEET: 1 OF 1		DWG NO:		24171-25		REV 1

**CENT PLANT 1ST FLR PO&M Emissions UREA Project**  
4840 2nd AVENUE., SACRAMENTO, CA 95817

## GAIG LANCE HARP AND SUPPORT FABRICATION DETAILS

# M325

UC DAVIS HEALTH BUILDING DEPARTMENT	
APPROVED	
REVIEWED FOR CODE COMPLIANCE	
The set of plans and specifications must be kept on the job site at all times and it is <u>essential</u> to make any changes or alterations to the approved set without written permission from the Building Department.	
The approval of this plan and specifications SHALL NOT be held to permit or approve the violation of any University Policy or State Building Code.	
BY: Paul Menard FAIA CBO	DATE: 08/25/2025
PROJECT #: UCdH-2023-0181-IMP-DD1	
UC Davis Health Sacramento, CA 95817	

CERTIFIED BUILDING OFFICIAL

OFFICE OF THE STATE FIRE MARSHAL  
APPROVED FIRE AND PANIC ONLY

William Gilliland  
UCDH DCFM

DATE: 06/05/2018

Approval of this plan does not authorize or approve any omission or deviation from applicable regulations. Final approval is subject to field inspection. One set of approved plans shall be available on the project site at all times.

DESIGNATED CAMPUS FIRE MARSHALL

HGA PROJ. NO: 1500-154-00

HGA

1200 R Street, Suite 100  
Sacramento, California 95811  
Telephone 916.787.5100



DESIGN PROFESSIONALS OF RECORD

**UC DAVIS**  
**HEALTH**

**FACILITIES DESIGN & CONSTRUCTION**  
**4800 2ND AVENUE SUITE 3010**  
**SACRAMENTO, CALIFORNIA 95817**  
**(916)734-7024**

**MECHANICAL/ELECTRICAL  
PLUMBING ENGINEER**



Integrated Engineers &  
Contractors Corporation

8795 Folsom Blvd, Suite 206 Sacramento, CA 95826  
Phone (916) 383-6010 Fax (916) 383-6010

CONSULTANT LOGC

THIS ISSUED FOR: DATE:

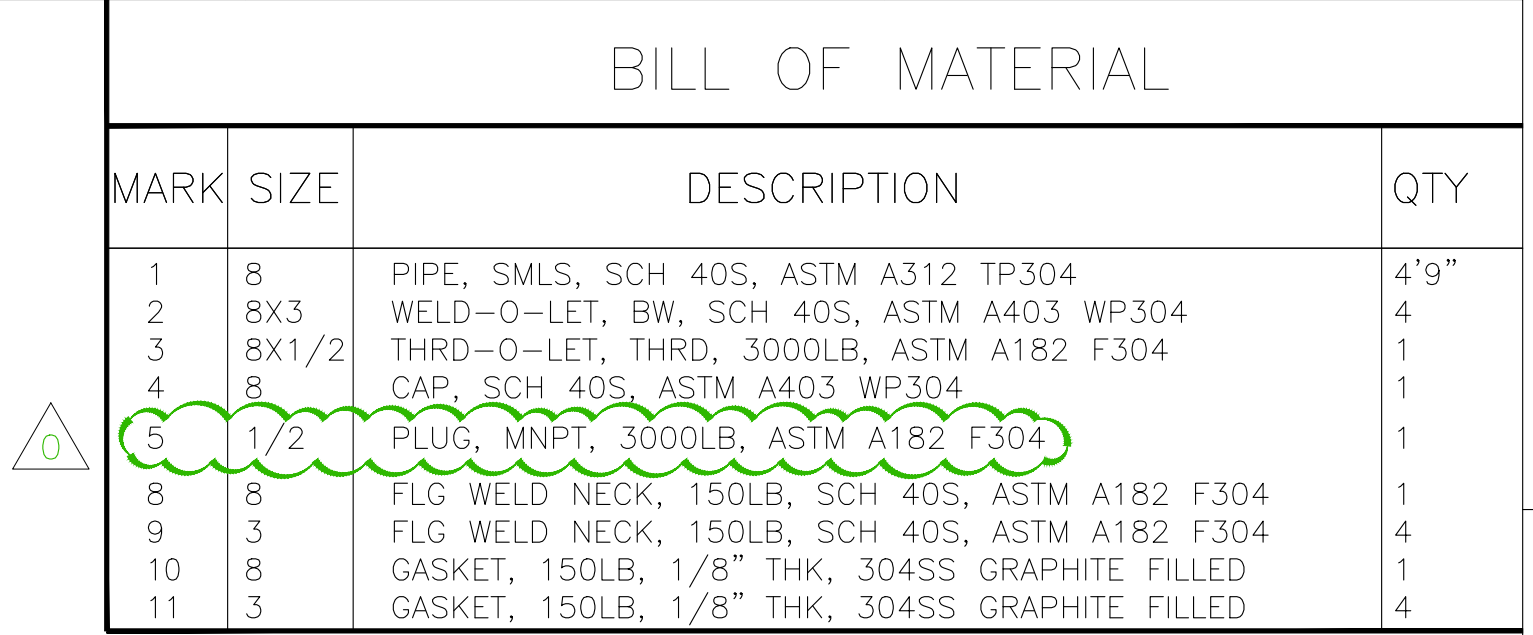
REV	REVISION DESCRIPTION	DATE
-----	----------------------	------

---


---

---





- 1) SEE DRAWING 24171-01 FOR GENERAL NOTES AND REFERENCE DRAWINGS.
- 2) ELEVATIONS ARE TO CENTERLINES UNLESS NOTED OTHERWISE.
- 3) DIMENSIONAL TOLERANCE:  $\pm \frac{1}{16}$ "
- 4) ANGULAR TOLERANCE:  $\pm 2^\circ$
- 5) SHOP WELD OR GROOVED PIPE SYMBOL  
FIELD WELD SYMBOL  
TACK WELD SYMBOL
- 6) ALL DIMS ARE APPROX. CONTRACTOR TO FIELD MEASURE, SOME ADJUSTMENT MAY BE REQUIRED.
- 7) ALL FITTINGS PER ASME B16 STANDARDS UNLESS NOTED.
- 8) ALL FABRICATION & INSPECTION PER ASME B31.1.
- 9) ALL FLANGE BOLTS USING SPIRAL WOUND GASKETS TO BE LUBRICATED AND TORQUED TO 60,000 PSI, SEE APPLICABLE PIPING SPECIFICATION FOR OTHER GASKET TYPE TORQUES. SEE GASKET MFG INSTRUCTIONS FOR TORQUE TABLES.
- 10) CONTRACTOR TO SPECIFY ALL NECESSARY FASTENERS.  
STUDS: ASTM A193 GRADE B8  
NUTS: ASTM A194 GRADE 8  
WASHERS: 304SS

0	ISSUED FOR CONSTRUCTION			2025-03-12	TL	MEC	BG
1	TITLE BLOCK UPDATE			2025-04-02	TL	MEC	BG
REV	DESCRIPTION			DATE	BY	CHK	APP
				UC DAVIS MEDICAL CENTER AMMONIA INJECTION GRID (SELECTIVE CATALYTIC REDUCTION REACTOR)			
DATE: 2025-03-12 CLIENT: DRAWN: JEC CHECKED: MEC ISSUED: BG				PROJECT: NPS 8 AMMONIA HEADRIFT AS NOTED			
24 EAST MAIN STREET PO BOX 5142 CHICAGO, IL 60680 (606) 330-4123 WWW.SQR-SOL.COM				CONTRACT NO: 60204-171 ISOMETRIC DRAWING			
THIS DOCUMENT IS THE PROPERTY AND COPYRIGHT OF SQR SOLUTIONS, LLC. FOR THE SPECIFIED PROJECT AND SHALL NOT BE USED OR REPRODUCED WITHOUT AUTHORIZATION.				SHEET: 1 OF 1		DWG NO: 24171-AH1	
						REV	1

<b>SUBMITTAL REVIEW</b>	
SUBMITTAL WAS REVIEWED FOR GENERAL COMPLIANCE WITH CONTRACT DOCUMENTS. NO RESPONSIBILITY IS ASSUMED FOR CORRECTNESS OF DIMENSIONS, QUANTITIES, OR DETAILS.	
CONFORMS TO DESIGN CONCEPT WITH NO EXCEPTIONS TAKEN	<input checked="" type="checkbox"/>
CONFORMS TO DESIGN CONCEPT WITH REVISION AS NOTED:	<input type="checkbox"/>
NON-CONFORMING - REVISE AND RE-SUBMIT	<input type="checkbox"/>
<i>IEC-Integrated Engineers and Contractors Corporation</i>	
Date: 04/09/2025	Reviewed By: Eric Quintero, PE

CERTIFIED BUILDING OFFICIAL :

OFFICE OF THE STATE FIRE MARSHAL  
APPROVED FIRE AND PANIC ONLY

William Gilliland  
UCDH DCFM

DATE: 06/30/2025

Approval of this plan does not authorize or approve any omission or deviation from applicable regulations. Final approval is subject to field inspection. One set of approved plans shall be available on the project site at all times.

DESIGNATED CAMPUS FIRE MARSHALL :  
HGA PROJ. NO: 1500-154-00

**UC DAVIS  
HEALTH**

**FACILITIES DESIGN & CONSTRUCTION  
4800 2ND AVENUE SUITE 3010  
SACRAMENTO, CALIFORNIA 95817  
(916)734-7024**

**MECHANICAL/ELECTRICAL/  
PLUMBING ENGINEER**

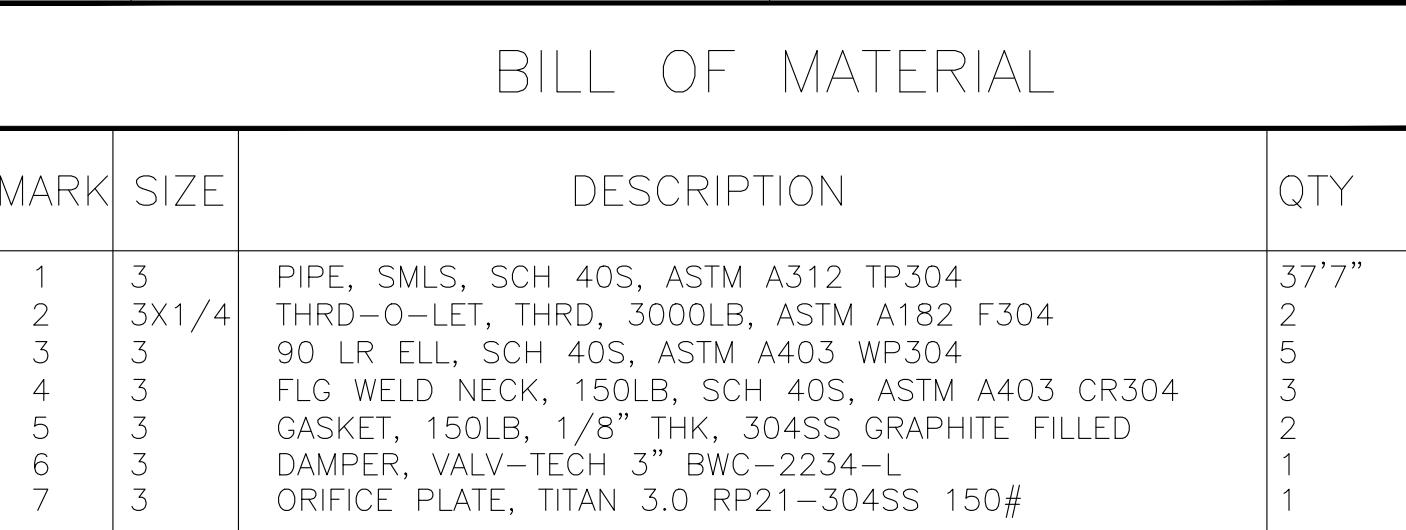
  
**Integrated Engineers &  
Contractors Corporation**


8795 Folsom Blvd., Suite 205 Sacramento, CA 95826  
Phone (916) 383-0000 Fax (916) 383-0010


<b>CORROSION TEST LOG</b>		
<b>THIS ISUE</b>	<b>ISSUED FOR :</b>	<b>DATE</b>
<b>REV</b>	<b>REVISION DESCRIPTION</b>	<b>DATE</b>

UCDH PROJECT NO. <b>9557240</b>  UCDH Bldg No. <b>073</b>  <b>CENTRAL PLANT</b>		<b>CENT PLANT 1ST FLR PO&amp;M Emissions UREA Project</b>  4840 2nd AVENUE., SACRAMENTO, CA 95817		<b>NPS 8 AMMONIA HEADER</b>  <b>ISOMETRIC DRAWING</b>	
BUILDING		FLOOR WING		SHEET TITLE	
ARCH \ ENGR.		FORMC JOB NO.		SHEET NO.	
GO		9557240		M330	
UCDMC PROJECT MANAGER		SCALE			
CL		AS SHOWN			
DESIGNED BY		DATE			
RM		JUNE 1, 2023			
DRAWN BY		CAD FILE		SHEET	OF
RM					





- (1) SEE DRAWING 24171-01 FOR GENERAL NOTES AND REFERENCE DRAWINGS.
- (2) ELEVATIONS ARE TO CENTERLINES UNLESS NOTED OTHERWISE.
- (3) DIMENSIONAL TOLERANCE:  $\pm \frac{1}{16}$ "
- (4) ANGULAR TOLERANCE:  $\pm 2^\circ$
- (5) SHOP WELD OR GROOVED PIPE SYMBOL  
FIELD WELD SYMBOL  
TACK WELD SYMBOL  TACK
- (6) ALL DIMS ARE APPROX. CONTRACTOR TO FIELD MEASURE, SOME ADJUSTMENT MAY BE REQUIRED.
- (7) ALL FITTINGS PER ASME B16 STANDARDS UNLESS NOTED.
- (8) ALL FABRICATION & INSPECTION PER ASME B31.1
- (9) ALL FLANGE BOLTS USING SPIRAL WOUND GASKETS TO BE LUBRICATED AND TORQUED TO 60,000 PSI. SEE APPLICABLE PIPING SPECIFICATION FOR OTHER GASKET TYPE TORQUES.
- (10) SEE GASKET MFG INSTRUCTIONS FOR TORQUE TABLES.  
CONTRACTOR TO SPECIFY ALL NECESSARY FASTENERS.  
STUDS: ASTM A193 GRADE B8  
NUTS: ASTM A194 GRADE 8  
WASHERS: 304SS
- (11) ADDITIONAL 6" OF FIELD TRIM INCLUDED IN DIMENSION SHOWN.

1	ISSUED FOR BLOCK UPDATE	2025-03-12	TL	MEC	BG
2	TITLE BLOCK POSITION	2025-04-02	TL	MEC	BG
REV	DESCRIPTION	DATE	BY	CHK	APP
 <div style="float: right; text-align: right;"> <p><b>UC NAJES MEDICAL CENTER</b></p> <p><b>AMMONIA INJECTION GRID (SELECTIVE CATALYTIC REDUCTION RETROFIT)</b></p> <p><b>NPS 3 LINE 1 AMMONIA PIPING</b></p> <p><b>ISOMETRIC DRAWING</b></p> </div>					
<div style="display: flex; justify-content: space-between;"> <div style="width: 45%;"> <p>DATE: 2025-03-12 CLIENT:</p> <p>DRAWN: TL</p> <p>CHECKED: ME PROJECT:</p> <p>ISSUED: BG</p> <p>SCALE:</p> <p>NOTES:</p> <p>CONTRACT NO. 60024-171</p> <p>SHEET: 1 OF 1</p> </div> <div style="width: 45%; text-align: right;"> <p>PO BOX 5142</p> <p>CLINTON, NJ 08809</p> <p>(908) 334-1122</p> <p>WWW.SQR-IND.COM</p> <p>THIS DOCUMENT IS THE PROPERTY OF SQR SOLUTIONS, LLC. IT IS TO BE USED ONLY FOR THE PROJECT SPECIFICALLY IDENTIFIED HEREON. IT IS NOT TO BE REPRODUCED, COPIED, OR TRANSMITTED IN ANY FORM OR BY ANY MEANS, ELECTRONIC OR MECHANICAL, INCLUDING PHOTOCOPYING, RECORDING, OR BY ANY INFORMATION STORAGE AND RETRIEVAL SYSTEM, WITHOUT AUTHORIZATION.</p> </div> </div>					
REV: 1					

CERTIFIED BUILDING OFFICIAL

DESIGNATED CAMPUS FIRE MARSHALL

HGA PROJ. NO: 1500-154-00

1200 R Street, Suite 100  
Sacramento, California 95811  
Telephone 916.787.5100



**FACILITIES DESIGN & CONSTRUCTION**  
**4800 2ND AVENUE SUITE 3010**  
**SACRAMENTO, CALIFORNIA 95817**  
**(916)734-7024**

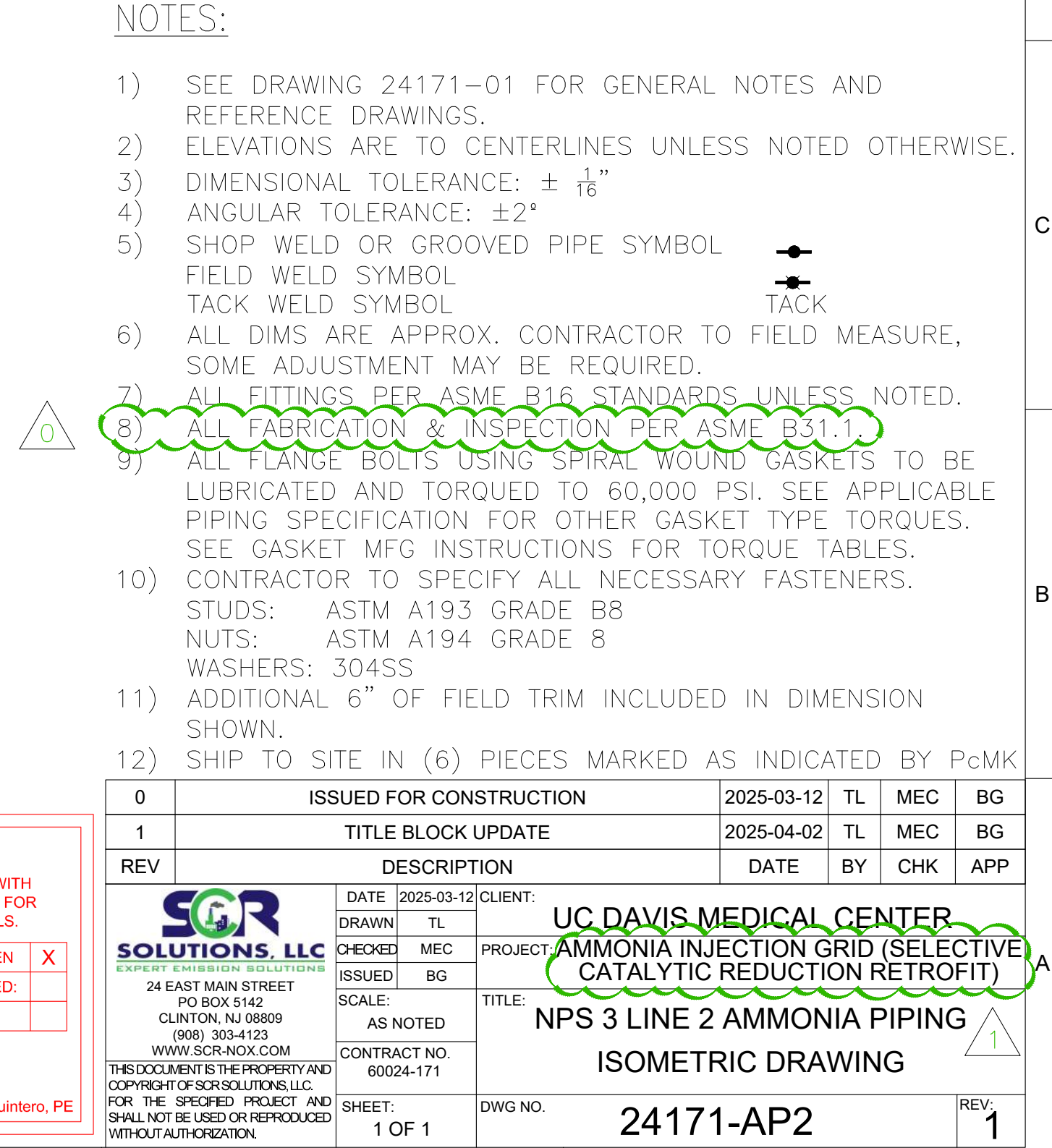
Integrated Engineers &  
Contractors Corporation

CONSULTANT LOGO


[illegible]

ARCH: 1 ENGR.	FDSC JOB NO.	SHEET NO.	
GO	9557240	M331	
UCDMC PROJECT MANAGER	SCALE		
CL	AS SHOWN		
DESIGNED BY	DATE		
RM	JUNE 1, 2023		
DRAWN BY	CAD FILE	SHEET	OF
RM			





SUBMITTAL REVIEW	
SUBMITTAL WAS REVIEWED FOR GENERAL COMPLIANCE WITH CONTRACT DOCUMENTS. NO RESPONSIBILITY IS ASSUMED FOR CORRECTNESS OF DIMENSIONS, QUANTITIES, OR DETAILS.	
CONFORMS TO DESIGN CONCEPT WITH NO EXCEPTIONS TAKEN	X
CONFORMS TO DESIGN CONCEPT WITH REVISION AS NOTED:	
NON-CONFORMING - REVISE AND RE-SUBMIT	
IEC-Integrated Engineers and Contractors Corporation	
Date: 04/09/2025	Reviewed By: Eric Quintero, PE

0	ISSUED FOR CONSTRUCTION	2025-03-18	TL	MEC	BG
1	TITLE BLOCK UPDATE	2025-04-02	TL	MEC	BG
REV	DESCRIPTION	DATE	BY	CHK	APP
 <div style="display: inline-block; vertical-align: top; margin-left: 10px;"> <p>DATE: 2005-03-12 CLIENT:</p> <p>DRAWN: TL</p> <p>CHECKED: MEC</p> <p>ISSUED: BG</p> <p>SCALE:</p> <p>TITLE:</p> <p>24 EAST MAIN STREET PO BOX 5142 CHENAY, LA 70009 (989) 330-4123 WWW.SGRADVISORY.COM</p> <p>THE INFORMATION IS THE PROPERTY AND CONFIDENTIALITY OF SGR SOLUTIONS, LLC. FOR THE SPECIFIED PROJECT AND SHALL NOT BE REPRODUCED OR TRANSMITTED WITHOUT AUTHORIZATION.</p> </div> <div style="display: inline-block; vertical-align: top; margin-left: 10px;"> <p><b>UC DAVIS MEDICAL CENTER</b></p> <p><b>AMMONIA INJECTION GRID (SELECTIVE CATALYTIC REDUCTION RETROFIT)</b></p> <p><b>NPS 3 LINE 2 AMMONIA PIPING</b></p> <p><b>ISOMETRIC DRAWING</b></p> </div>					
CONTRACT NO. 60024-171		SHEET: 1 OF 1		DWG NO. <b>24171-AP2</b>	
					REV: <b>1</b>

A red rectangular stamp with a white border. At the top, in black text, is "UC DAVIS HEALTH BUILDING DEPARTMENT". Below this, in large, bold, white capital letters, is the word "APPROVED". Underneath "APPROVED", in smaller black text, is a disclaimer: "REVIEWED FOR CODE COMPLIANCE. The set of plans and specifications must be kept on the job site at all times and it is unlawful to make any changes or alterations to the approved set without written permission from the Building Department. The approval of this plan and specifications SHALL NOT be held to permit or approve the violation of any University Policy or State Building Code."

CERTIFIED BUILDING OFFICIAL

OFFICE OF THE STATE FIRE MARSHAL  
APPROVED FIRE AND PANIC ONLY

William Gilliland  
UCDH DCFM

DATE: 06/30/2025

Approval of this plan does not authorize or approve any omission or deviation from applicable regulations. Final approval is subject to field inspection. One set of approved plans shall be available on the project site at all times.

DESIGNATED CAMPUS FIRE MARSHALL :

HGA PROJ. NO: 1500-154-00

HGA

1200 R Street, Suite 100  
Sacramento, California 95811  
Telephone 916.787.5100



DESIGN PROFESSIONALS OF RECORD

**UC DAVIS**  
**HEALTH**

**FACILITIES DESIGN & CONSTRUCTION**  
**4800 2ND AVENUE SUITE 3010**  
**SACRAMENTO, CALIFORNIA 95817**  
**(916) 734-7024**

**MECHANICAL/ELECTRICAL/  
PLUMBING ENGINEER**



Integrated Engineers &  
Contractors Corporation

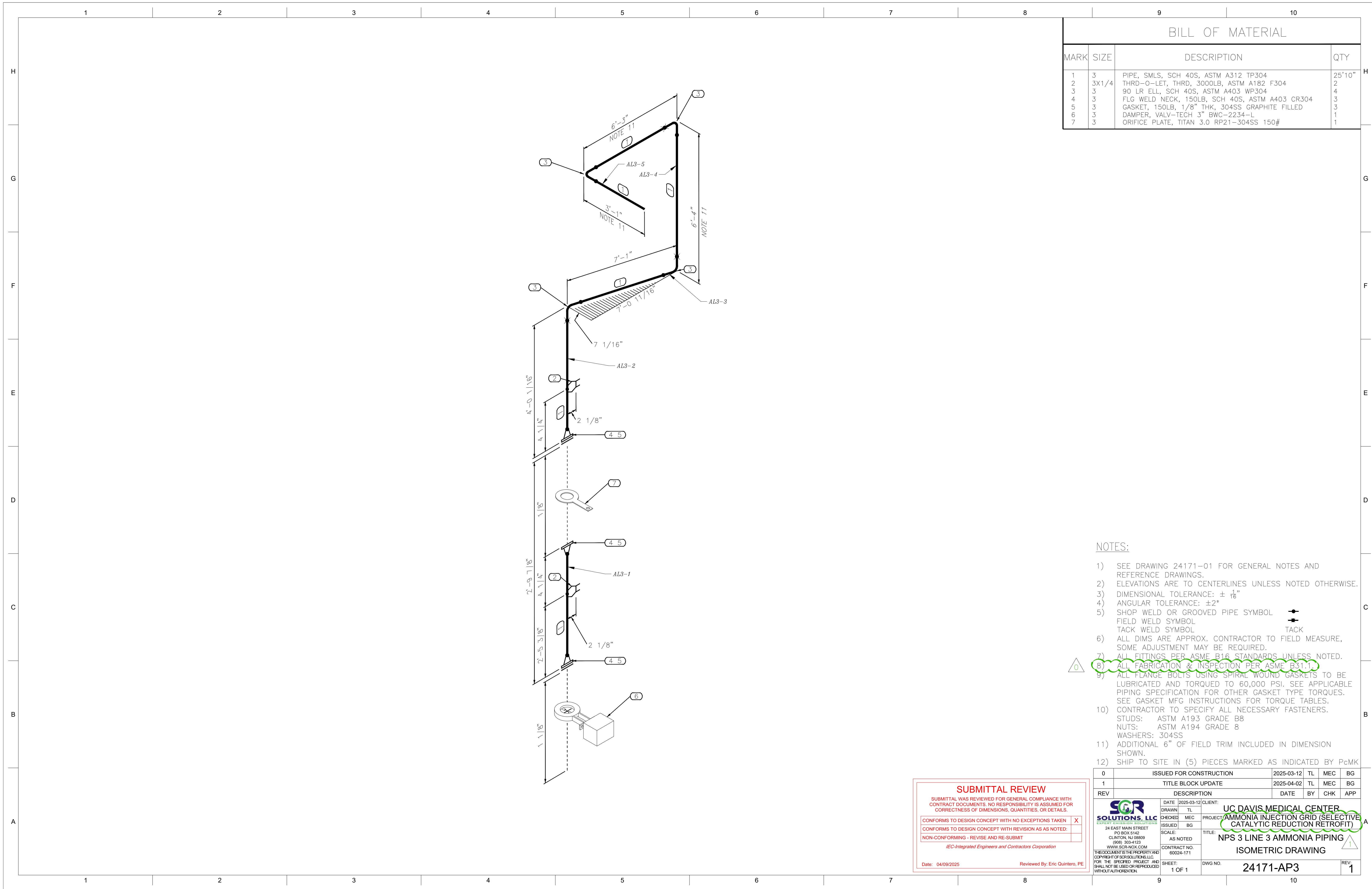
CONSULTANT LOGO

[illegible]

201 PROJECT NO. **9557240**  
 UCDH Bldg No. 073  
 UCDH BUILDING NO.  
 BUILDING  
 CON / HING  
 PROJECT TITLE  
**CENTRAL PLANT**  
**CENT PLANT 1ST FLR PO&M Emissions UREA Project**  
 4840 2nd AVENUE., SACRAMENTO, CA 95817  
 SHEET TITLE  
**NPS 3 LINE 2 AMMONIA PIPING**  
**ISOMETRIC DRAWING**

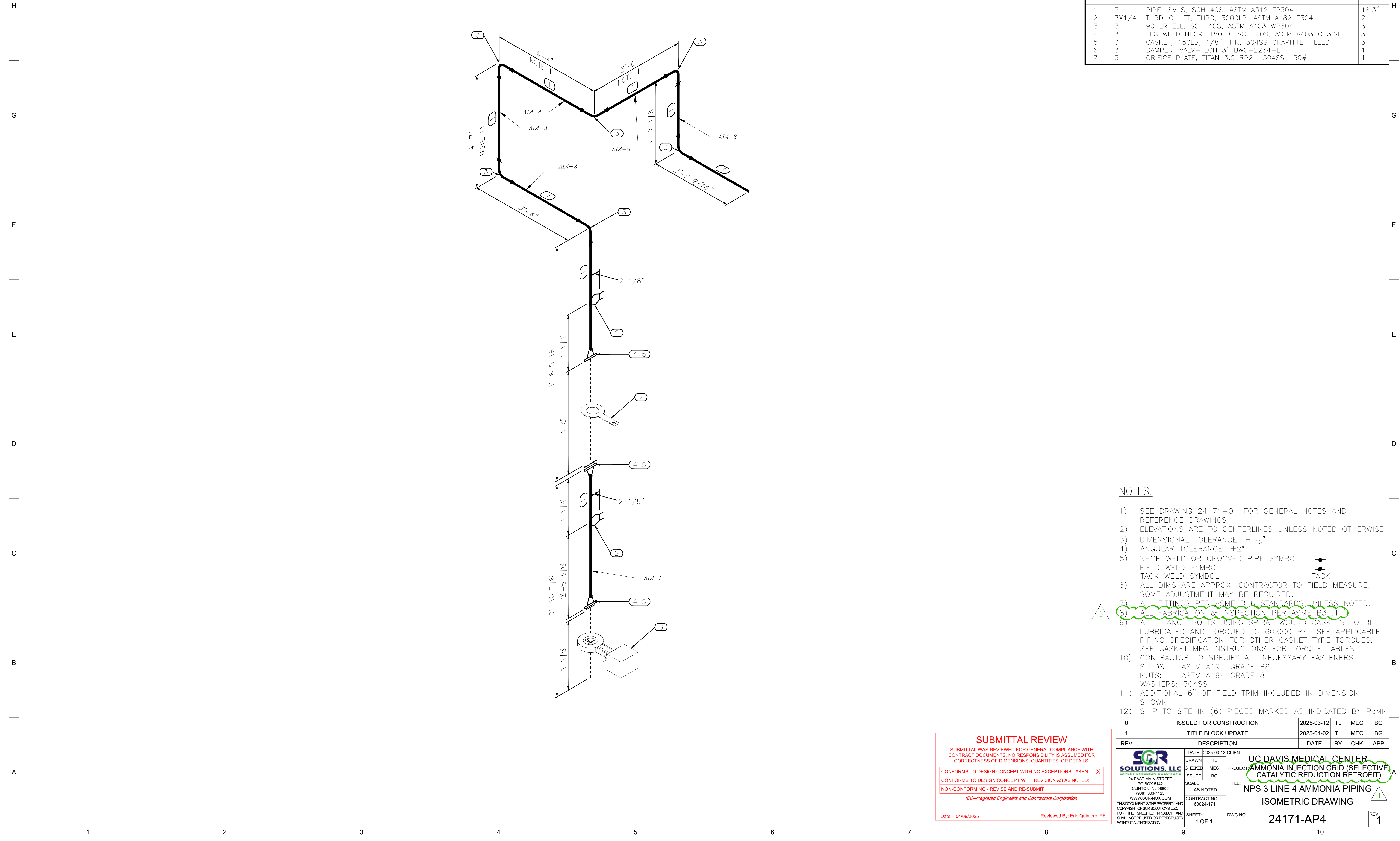
ARCH. 1 ENGR.	FDIC JOB NO.	SHEET NO.	
GO	9557240	M332	
UCDMC PROJECT MANAGER	SCALE		
CL	AS SHOWN		
DESIGNED BY	DATE		
RM	JUNE 1, 2023		
DRAWN BY	CAD FILE	SHEET	OF
RM			










UC DAVIS HEALTH BUILDING DEPARTMENT		
APPROVED		
REVIEWED FOR CODE COMPLIANCE: The set of plans and specifications must be kept on the job site at all times and it is unlawful to make any changes or alterations to the approved set without written permission from the Building Department. The approval of this plan and specification SHALL NOT be held to permit or approve the violation of any University Policy or State Building Code.		
BY: Paul Menard FAIA CBO	DATE: 06/25/2025	
PROJECT # : UCDB-2023-0181-PND-0001		
UC Davis Health Sacramento, CA 95817		
CERTIFIED BUILDING OFFICIAL:		
<div>OFFICE OF THE STATE FIRE MARSHAL APPROVED FIRE AND PLANO ONLY</div> <div>William Gilliland UCDH DCFM</div> <div>DATE: 06/30/2025</div> <div>Approval of this plan does not authorize or approve any omission or deviation from applicable regulations. Final approval is subject to field inspection. One set of approved plans shall be available on the project site at all times.</div>		
DESIGNATED CAMPUS FIRE MARSHALL :		
HGA PROJ. NO.: 1500-154-00		
<div>HGA</div> <div>1200 R Street, Suite 100 Sacramento, California 95811 Telephone 916.787.5100</div> <div>LICENSED ARCHITECT GREG R. OSECECH C-33192 <i>[Signature]</i> July 31, 2025 RENEWAL DATE STATE OF CALIFORNIA</div>		
DESIGN PROFESSIONALS OF RECORD :		
UCDAVIS HEALTH		
FACILITIES DESIGN & CONSTRUCTION 4800 2nd AVENUE SUITE 3010 SACRAMENTO, CALIFORNIA 95817 (916) 734-7626		
MECHANICAL/ELECTRICAL/ PLUMBING ENGINEER		
<div><i>[IEC Logo]</i></div> <div>Integrated Engineers &amp; Contractors Corporation</div> <div>8795 Telom Blvd., Suite 205 Sacramento, CA 95826 Phon (916) 383-6000 Fax (916) 383-6010</div>		
CONSULTANT LOGO :		
THIS ISSUE	ISSUED FOR :	DATE
REV	REVISION DESCRIPTION	DATE
UCDH PROJECT TAG: 9557240		
UCDH BUILDING NO:	UCDH Bldg No. 073	
BUILDING:	CENTRAL PLANT	
FLOOR / WING:	CENT PLANT 1ST FLR PO&M Emissions UREA Project	
PROJECT TITLE:	4840 2nd AVENUE, SACRAMENTO, CA 95817	
SHEET TITLE:	NPS 3 LINE 3 AMMONIA PIPING ISOMETRIC DRAWING	
ARCH / ENGR:	FDAC JOB NO:	SHEET NO.
GO	9557240	
UCDMC PROJECT MANAGER	SCALE	M333
CL	AS SHOWN	
DESIGNED BY	DATE	
RM	JUNE 1, 2023	
DRAWN BY	CAD FILE	SHEET
RM		OF






BILL OF MATERIAL			
MARK	SIZE	DESCRIPTION	QTY
1	3	PIPE, SMLS, SCH 40S, ASTM A312 TP304	18'3"
2	3X1/4	THRD-O-LET, THRD, 3000LB, ASTM A182 F304	2
3		90 LR ELL, SCH 40S, ASTM A403 WP304	6
4	3	FLG WELD NECK, 150LB, SCH 40S, ASTM A403 CR304	3
5	3	GASKET, 150LB, 1/8" THK, 304SS GRAPHITE FILLED	3
6	3	DAMPER, VALV-TECH 3" BWC-2234-L	1
7	3	ORIFICE PLATE, TITAN 3.0 RP21-304SS 150#	1

- 1) SEE DRAWING 24171-01 FOR GENERAL NOTES AND REFERENCE DRAWINGS.
- 2) ELEVATIONS ARE TO CENTERLINES UNLESS NOTED OTHERWISE.
- 3) DIMENSIONAL TOLERANCE:  $\pm \frac{1}{16}$ "
- 4) ANGULAR TOLERANCE:  $\pm 2^\circ$
- 5) SHOP WELD OR GROOVED PIPE SYMBOL   
FIELD WELD SYMBOL   
TACK WELD SYMBOL 
- 6) ALL DIMS ARE APPROX. CONTRACTOR TO FIELD MEASURE, SOME ADJUSTMENT MAY BE REQUIRED.
- 7) ALL FITTINGS PER ASME B16 STANDARDS UNLESS NOTED.
- 8) ALL FABRICATION & INSPECTION PER ASME B31.1
- 9) ALL FLANGE BOLTS USING SPIRAL WOUND GASKETS TO BE LUBRICATED AND TORQUED TO 60,000 PSI. SEE APPLICABLE PIPING SPECIFICATION FOR OTHER GASKET TYPE TORQUES. SEE GASKET MFG INSTRUCTIONS FOR TORQUE TABLES.
- 10) CONTRACTOR TO SPECIFY ALL NECESSARY FASTENERS.  
NUTS: ASTM A193 GRADE B8  
STUDS: ASTM A194 GRADE 8  
WASHERS: 304SS
- 11) ADDITIONAL 6" OF FIELD TRIM INCLUDED IN DIMENSION SHOWN.
- 12) SHIP TO SITE IN (6) PIECES MARKED AS INDICATED BY Pcmk

1	ISSUED FOR CONSTRUCTION		2025-03-12	TL	MEC	BG
1	TITLE BLOCK UPDATE		2025-04-12	TL	MEC	BG
REV	DESCRIPTION		DATE	BY	CHK	APP
 <div style="float: right; text-align: right;">  </div>						
CHG#052 MEC ISSUED BG			PROJECT: AMMONIA INJECTION GRID (SELECTIVE CATALYTIC REDUCTION RETROFIT)			
SCALE: AS NOTED			NPS 3 LINE 4 AMMONIA PIPING			
CONTRACT NO. 60024-171			ISOMETRIC DRAWING			
SHEET: 1 OF 1			DWG NO. 24171-AP4		REV 1	

<b>SUBMITTAL REVIEW</b>	
SUBMITTAL WAS REVIEWED FOR GENERAL COMPLIANCE WITH CONTRACT DOCUMENTS. NO RESPONSIBILITY IS ASSUMED FOR CORRECTNESS OF DIMENSIONS, QUANTITIES, OR DETAILS.	
CONFORMS TO DESIGN CONCEPT WITH NO EXCEPTIONS TAKEN	<input checked="" type="checkbox"/>
CONFORMS TO DESIGN CONCEPT WITH REVISION AS AS NOTED:	<input type="checkbox"/>
NON-CONFORMING - REVISE AND RE-SUBMIT	<input type="checkbox"/>
<i>IEC-Integrated Engineers and Contractors Corporation</i>	
Date: 04/09/2025	Reviewed By: Eric Quinteros, PE

 <b>SOLUTIONS, LLC</b> EXPERTISE IN ALL INDUSTRIES 24 EAST MOUNTAIN PO BOX 5142 CHANDLER, AZ 85226 (480) 304-1123 WWW.SOLUTIONS-LLC.COM	<b>UC DAVIS MEDICAL CENTER</b> <b>AMMONIA INJECTION GRID (SELECTIVE CATALYTIC REDUCTION RETROFIT)</b>	
	DRAWING: TL PROJECT:	
	CHOWN: MEC SCALE:	
	ISSUED:	TITLE: <b>NPS 3 LINE 4 AMMONIA PIPING</b>
	DATE: NOTED CONTRACT NO: 60024-11	<b>ISOMETRIC DRAWING</b>
THIS DOCUMENT IS THE PROPERTY OF SOLUTIONS, LLC. IT IS TO BE USED ONLY FOR THE SPECIFIED PROJECT AND SHALL NOT BE USED OR REPRODUCED WITHOUT THE PERMISSION OF SOLUTIONS, LLC.		
SHEET: 1 OF 1	DWSG NO: <b>24171-AP4</b>	REV:

A red rectangular stamp with the text "UC DAVIS HEALTH BUILDING DEPARTMENT" at the top, "APPROVED" in large white letters in the center, and a paragraph of text at the bottom. The text states that the plan is reviewed for code compliance, that the reviewer is not responsible for changes or alterations to the approved set, and that the reviewer is not responsible for the building department's approval of the plan and specifications, which may not be held to permit or approve the violation of any University Policy or State Building Code.

OFFICE OF THE STATE FIRE MARSHAL  
APPROVED FIRE AND PANIC ONLY

William Gilliland  
UCDH DCFM

DATE: 06/30/2025

Approval of this plan does not authorize or approve any omission or deviation from applicable regulations. Final approval is subject to field inspection. One set of approved plans shall be available on the project site at all times.

DESIGNATED CAMPUS FIRE MARSHALL :  
HGA PROJ. NO: 1500-154-00

HGA

1200 R Street, Suite 100  
Sacramento, California 95811  
Telephone 916.787.5100

DESIGN PROFESSIONALS OF RECORD

**UC DAVIS  
HEALTH**

**FACILITIES DESIGN & CONSTRUCTION  
4800 2ND AVENUE SUITE 3010  
SACRAMENTO, CALIFORNIA 95817  
(916)734-7024**

**MECHANICAL/ELECTRICAL/  
PLUMBING ENGINEER**



**Integrated Engineers & Contractors Corporation**  
5 Folsom Blvd, Suite 205 Sacramento, CA 95826  
Phon (916) 383-6000 Fax (916) 383-6010

CONSULTANT LOGC

[illegible]

2D PROJECT NO. **9557240**  
2D BUILDING NO. **UCDH Bldg No. 073**  
BUILDING **CENTRAL PLANT**  
LOCAL WAREHOUSE **CENTRAL PLANT 1ST FLR PO&M Emissions UREA Project**  
PROJECT TITLE **NPS 3 LINE 4 AMMONIA PIPING**  
REF. TITLE **ISOMETRIC DRAWING**

GR.	FD&C JOB NO. 9557240
-----	-------------------------

MANAGER	SCALE
---------	-------

	AS SHOWN
FIG. 1	FIG. 2 (REV)

DATE  
JUNE 1, 2023

Y	CAD FILE
---	----------

©COPYRIGHT HAMMEL, GREEN AND ABRAHAMSON, INC.