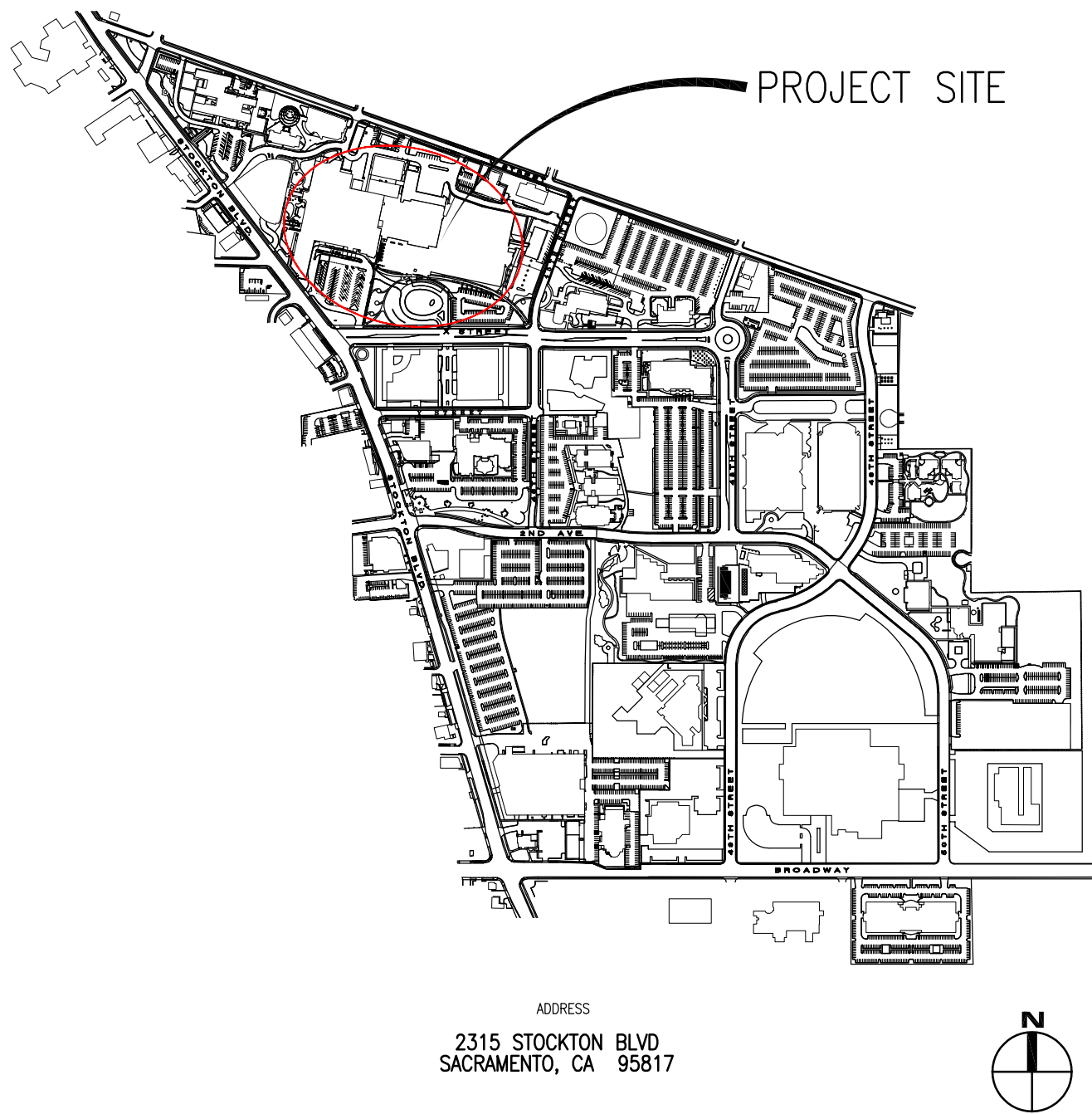


M053094 MAIN HOSP/DT/SESP
PCS CARPET REMOVAL

UNIVERSITY OF CALIFORNIA DAVIS MEDICAL CENTER
SACRAMENTO, CALIFORNIA

LOCATION MAP



PROJECT INFORMATION

UCDH PROJECT MANAGER: KIM LAKE
PHONE: 530-219-1289

HCAI FACILITY ID: 10619
PROJECT BUILDING NUMBERS: BLD-01434, BLD-01445 AND BLD-02841
PROJECT BUILDING NAMES: MAIN HOSPITAL, DAVIS TOWER AND SURGERY & EMERGENCY SERVICES PAVILLION
PROJECT BUILDING OCCUPANCY: GROUP 1+2
PROJECT BUILDING CONSTRUCTION: TYPE 1A
PROJECT AREA: VARIES BY ROOM OR SPACE

PROJECT BUILDING SPRINKLERS: FULLY SPRINKLERED IN ACCORDANCE WITH ALL LOCAL CODES
PROJECT BUILDING FIRE ALARM: FULLY ALARMED IN ACCORDANCE WITH ALL LOCAL CODES

DEFERRED APPROVALS: NONE

PROJECT SCOPE

FLOORING REPLACEMENT IN 88 ROOMS IN THE MAIN HOSPITAL, DAVIS TOWER AND SURGERY & EMERGENCY SERVICES PAVILLION

APPLICABLE LAWS AND BUILDING CODES

2019 CALIFORNIA ADMINISTRATIVE CODE (C.A.C.)
PART 1, TITLE 24, CALIFORNIA CODE OF REGULATIONS (CCR)

2019 CALIFORNIA BUILDING CODE (C.B.C.)
PART 2, TITLE 24, CCR

2019 CALIFORNIA ELECTRICAL CODE (C.E.C.)
PART 3, TITLE 24, CCR

2019 CALIFORNIA MECHANICAL CODE (C.M.C.)
PART 4, TITLE 24, CCR

2019 CALIFORNIA PLUMBING CODE (C.P.C.)
PART 5, TITLE 24, CCR

2019 CALIFORNIA FIRE CODE (C.F.C.)
PART 9, TITLE 24, CCR

NFPA – AS ADOPTED BY STATE AGENCIES

2016 NFPA 72 – FIRE ALARM SYSTEMS
2016 NFPA 13 – FIRE SPRINKLER SYSTEMS

CA CODE OF REGULATIONS: CURRENT EDITIONS

TITLE 8 INDUSTRIAL RELATIONS
TITLE 17 PUBLIC HEALTH (CHAPTER 7)
TITLE 19 PUBLIC SAFETY
TITLE 21 PUBLIC WORKS
TITLE 22 SOCIAL SECURITY
TITLE 24 PARTS 2, 3, 4, 5, 9 & 12
TITLE 24 PART 10 CALIFORNIA EXISTING BUILDING CODE
TITLE 24 PART 11 CALIFORNIA GREEN CODE
TITLE 25 ENERGY INSULATION STANDARDS

ADA – 2010 GUIDELINES
UNDERWRITERS LABORATORIES
AMERICAN SOCIETY OF TESTING MATERIALS
ANSI
RULES AND REGULATIONS OF UTILITIES
NATIONAL COUNCIL OF RADIATION PROTECTION AND MEASUREMENT

DRAWING INDEX

GENERAL
G0.01 TITLE SHEET AND PROJECT DATA

ARCHITECTURAL
A1.01 OVERALL MAIN HOSPITAL GROUND & 4TH FLOOR PLANS
A1.02 OVERALL MAIN HOSPITAL 6TH & 7TH FLOOR PLANS
A1.03 OVERALL MH 8TH AND DT 3RD AND 4TH FLOOR PLANS
A1.04 OVERALL DAVIS TOWER 5TH, 6TH, 7TH & 8TH FLOOR PLANS
A1.05 OVERALL DAVIS TOWER 10TH, 11TH, 12TH & 14TH FLOOR PLANS
A1.06 OVERALL SESP GROUND FLOOR PLAN
A1.07 OVERALL SESP FIRST FLOOR PLAN
A1.08 OVERALL SESP SECOND FLOOR PLAN
A2.01 MAIN HOSPITAL - ENLARGED PLANS GROUND, 4TH, 6TH AND 7TH FLOORS
A2.02 MAIN HOSPITAL, DAVIS TOWER - ENLARGED FLOOR PLANS MH 7TH, 8TH, DT 3RD, 4TH, 5TH FLOORS
A2.03 DAVIS TOWER - ENLARGED PLANS 5TH, 6TH, 7TH, 8TH AND 10TH FLOORS
A2.04 DAVIS TOWER - ENLARGED PLANS 10TH, 11TH, 12TH & 14TH FLOORS
A2.05 SURGERY & EMERGENCY SERVICES PAVILION - ENLARGED PLANS GROUND, FIRST & SECOND FLOORS

PROJECT DIRECTORY

OWNER
UC DAVIS HEALTH
FACILITIES DESIGN AND MANAGEMENT
4800 2ND AVENUE, SUITE 3010
SACRAMENTO, CA 95817
PHONE: 916-734-7024
PHONE: 916-734-7751

UCDH PROJECT MANAGER: KIM LAKE
PHONE: 916-284-4338

ARCHITECT
LESLIE THOMAS
BLACKBIRD ASSOCIATES, INC.
2350 J STREET
SACRAMENTO, CA 95816
PHONE: 916-446-6227

GENERAL NOTES

- 1) FURNISH AND INSTALL ALL MATERIALS, LABOR, EQUIPMENT AND SERVICES REQUIRED FOR A COMPLETE FUNCTIONAL SYSTEM.
- 2) ALL LAYOUT AND DIMENSIONS TO BE FIELD VERIFIED.
- 3) ALL EQUIPMENT AND MATERIALS TO BE AS SUBMITTED IN NEW CONDITION.
- 4) THE CONTRACTOR IS RESPONSIBLE FOR COMPLETING A SCHEDULED EVENT. THE CONTRACTOR IS LIABLE FOR UNIVERSITY COSTS INCURRED FOR FAILURE TO COMPLETE A SCHEDULED EVENT.
- 5) DO NOT SCALE DRAWINGS. WRITTEN DIMENSIONS SHALL ALWAYS TAKE PRECEDENCE OVER SCALE DIMENSION.
- 6) INTERIOR FINISH NOTES:
A) ALL MATERIALS SHALL BE CLASS B WITH FLAMESPREAD RATING OF 26-75 AND SMOKE DEVELOPMENT RATING OF 0-450 IN ALL AREAS EXCEPT EXIT ENCLOSURES. FINISHES SHALL COMPLY WITH C.B.C. SECTION 803 AND TABLE 803.9 FOR B OCCUPANCY GROUP 1-2.
B) MINIMUM CRITICAL RADIANT FLUX. ALL FLOOR MATERIALS IN EXIT CORRIDORS, EXIT PASSAGEWAYS SHALL BE CLASS II AND SHALL COMPLY WITH ASTM E 648 AND HAVE A SMOKE RATING OF LESS THAN 450 PER ASTM E 84.
- 7) DEMOLITION NOTE: REQUIRED EXITS, EXISTING STRUCTURAL ELEMENTS, FIRE PROTECTION DEVICES, AND SANITARY SAFEGUARDS SHALL BE MAINTAINED AT TIMES DURING REMODELING, ALTERATIONS, REPAIRS, OR ADDITIONS TO ANY BUILDING OR STRUCTURE PER CBC 3302.
- 8) ACCESSIBILITY NOTES:
A) MAXIMUM DOOR OPENING FORCE SHALL NOT EXCEED 5LBS FOR INTERIOR AND EXTERIOR DOORS, AND 15LBS FOR FIRE DOORS PER CBC 11B-404.2.9.
B) ALL DOOR OPERATING LEVER HARDWARE SHALL BE LOCATED BETWEEN 34" AND 44" A.F.F. PER CBC 11B-404.2.7.
C) DOOR CLOSER SHALL BE ADJUSTABLE SO THAT FROM AN OPEN POSITION OF 90 DEGREES THE TIME REQUIRED TO MOVE THE DOOR TO POSITION OF 12 DEGREES FROM THE LATCH IN 5 SECONDS MINIMUM PER CBC 11B-404.2.8.
D) MAX. 1/2" HIGH THRESHOLD AT BUILDING ENTRANCES/ALL DOORS PER CBC 11B-404.2.5.
- 9) EXITING NOTE: EXIT ILLUMINATION PER CBC 1001.2 SHALL BE MAINTAINED. EXIT SIGNS SHALL BE ILLUMINATED FOR DURATION OF NOT LESS THAN 90 MINUTES PER CBC 1011.5.3. EMERGENCY ILLUMINATION FOR


MEANS OF EGRESS MAXIMUM TO MINIMUM UNIFORM RATIO OF 40 TO 1 SHALL BE MAINTAINED.

UC DAVIS
HEALTH

FACILITIES DESIGN & CONSTRUCTION
4800 2ND AVENUE SUITE 3010
SACRAMENTO, CALIFORNIA 95817
(916)734-7024

CONSULTANTS:

STAMPS OF RECORD:



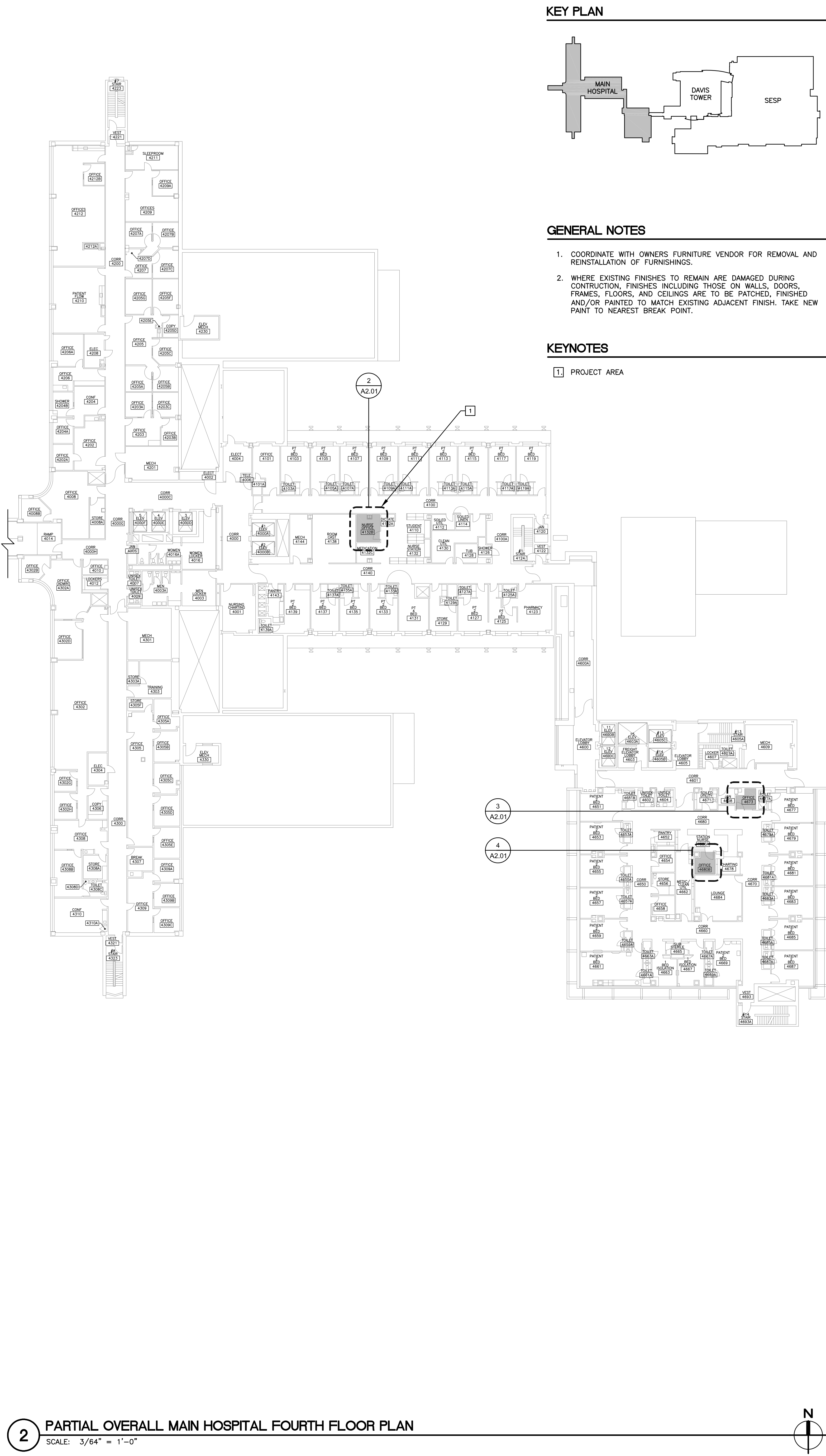
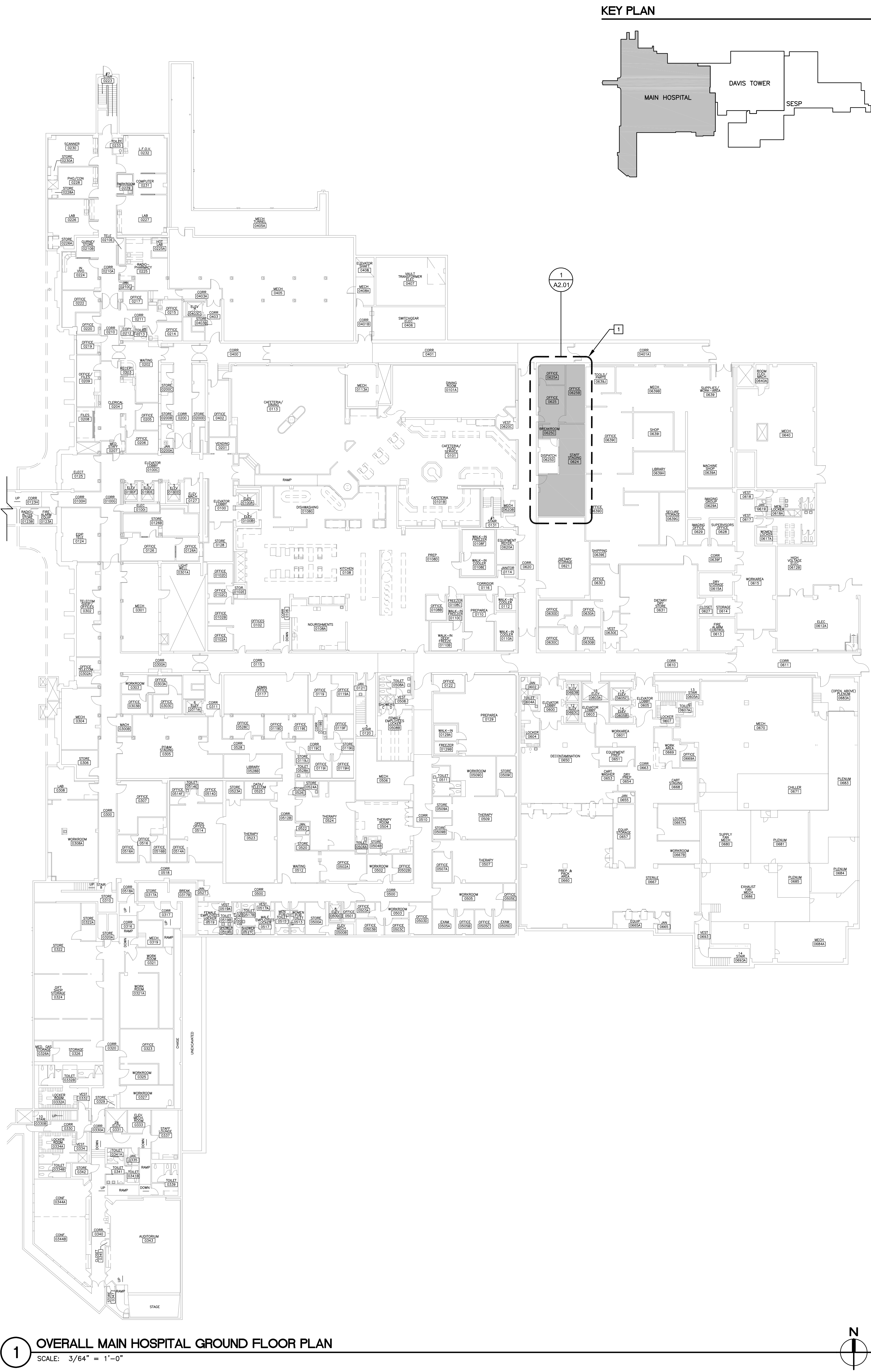
THIS ISSUE	ISSUED FOR:	DATE
<input checked="" type="radio"/>	PLAN REVIEW	11-18-22
<input type="radio"/>	BIDDING	12-1-22
<input type="radio"/>	CONSTRUCTION	
REV.	REVISION DESCRIPTION	DATE

100% CONSTRUCTION DOCUMENTS

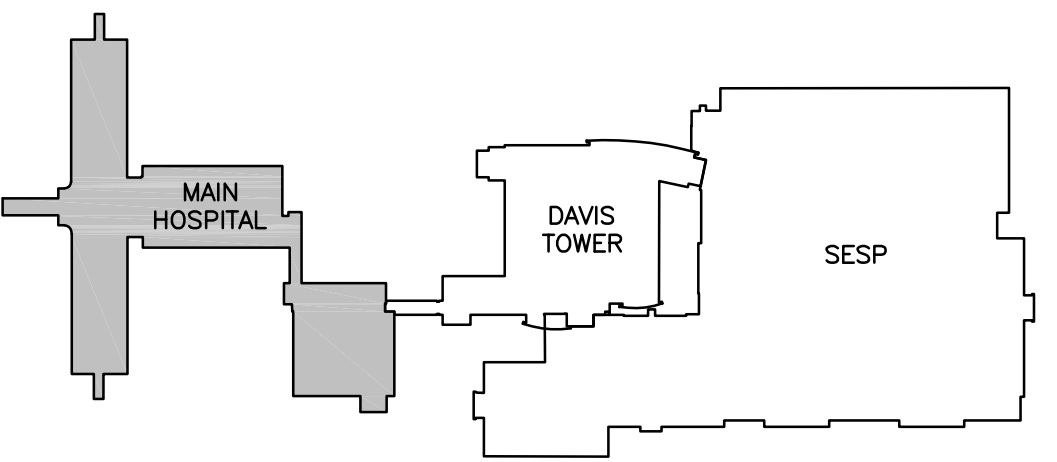
PROJECT NO.: M053094
DRAWN BY: K. LAKE
CHECKED BY: L. THOMAS
DATE: 11/1/24
SHEET TITLE: MAIN HOSP/DT/SESP PCS CARPET REMOVAL
DATA

AGENCY APPROVAL

ARCH/ENGR.	FD&C JOB NO.	SHEET NO.
L. THOMAS	SCALE	G0.01
UCDH PROJECT MANAGER	AS SHOWN	
K. LAKE	DATE	
DESIGNED BY		
DRAWN BY	CAD FILE	SHEET OF



KEY PLAN



GENERAL NOTES

1. COORDINATE WITH OWNERS FURNITURE VENDOR FOR REMOVAL AND REINSTALLATION OF FURNISHINGS.
2. WHERE EXISTING FINISHES TO REMAIN ARE DAMAGED DURING CONSTRUCTION, FINISHES INCLUDING THOSE ON WALLS, DOORS, FRAMES, FLOORS, AND CEILINGS ARE TO BE PATCHED, FINISHED AND/OR PAINTED TO MATCH EXISTING ADJACENT FINISH. TAKE NEW PAINT TO NEAREST BREAK POINT.

KEYNOTES

- 1 PROJECT AREA

UC DAVIS HEALTH
FACILITIES DESIGN & CONSTRUCTION
4800 2ND AVENUE SUITE 3010
SACRAMENTO, CALIFORNIA 95817
(916) 734-7024

CONSULTANTS: **BLACEDINI**
ARCHITECTURE AND PROJECT MANAGEMENT
2800 J STREET, SACRAMENTO, CA 95811
TEL: 916.446.8800 FAX: 916.446.7977
WWW.BLACEDINIARCH.COM

STAMPS OF RECORD:
LESLIE THOMAS
REGISTERED ARCHITECT
C-29664
ISSUED DATE: 11-18-22
RENEWAL DATE: 12-1-22

THIS ISSUE	ISSUED FOR:	DATE
●	PLAN REVIEW	11-18-22
	BIDDING	12-1-22
	CONSTRUCTION	

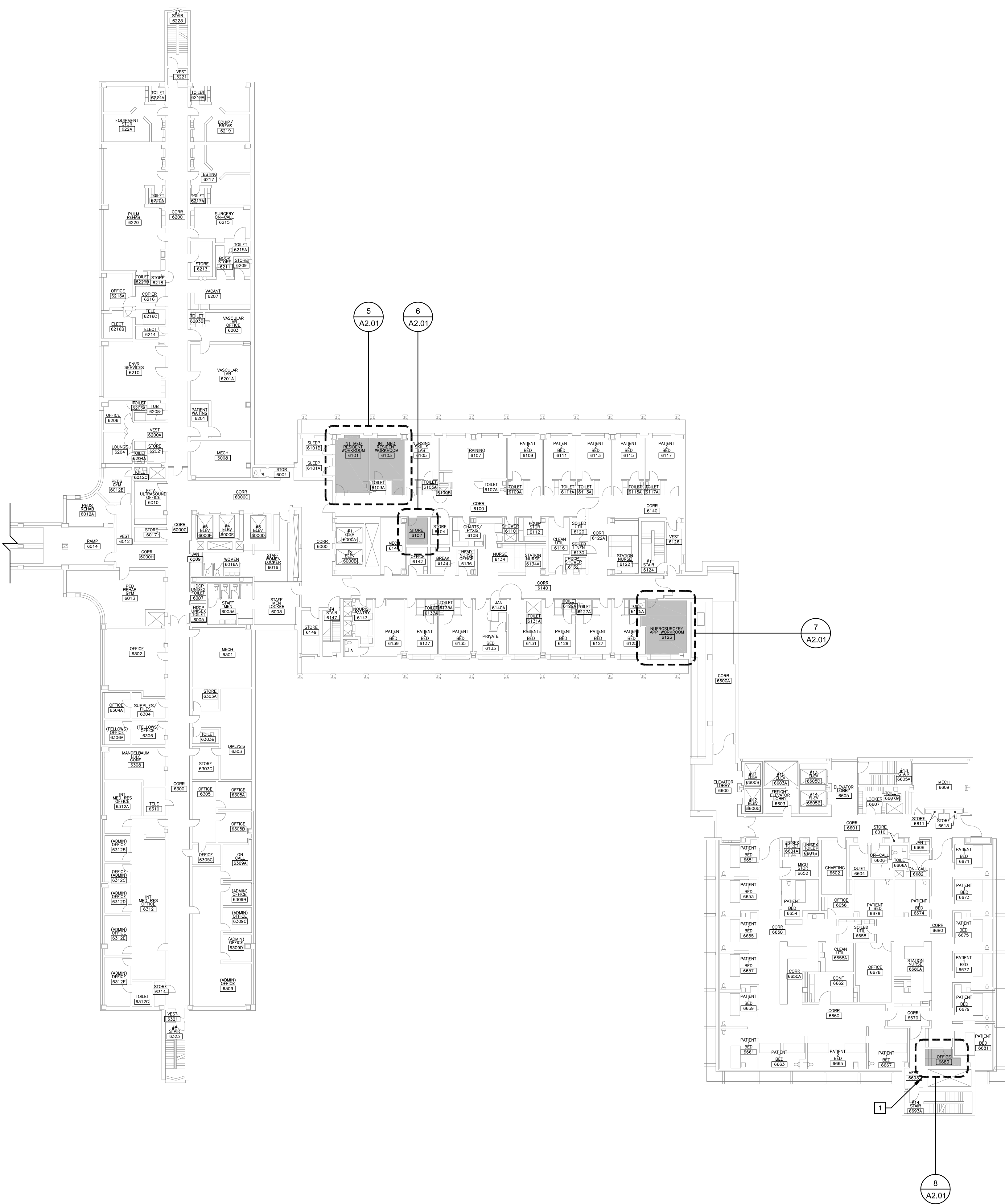
REV	REVISION DESCRIPTION	DATE

100% CONSTRUCTION DOCUMENTS

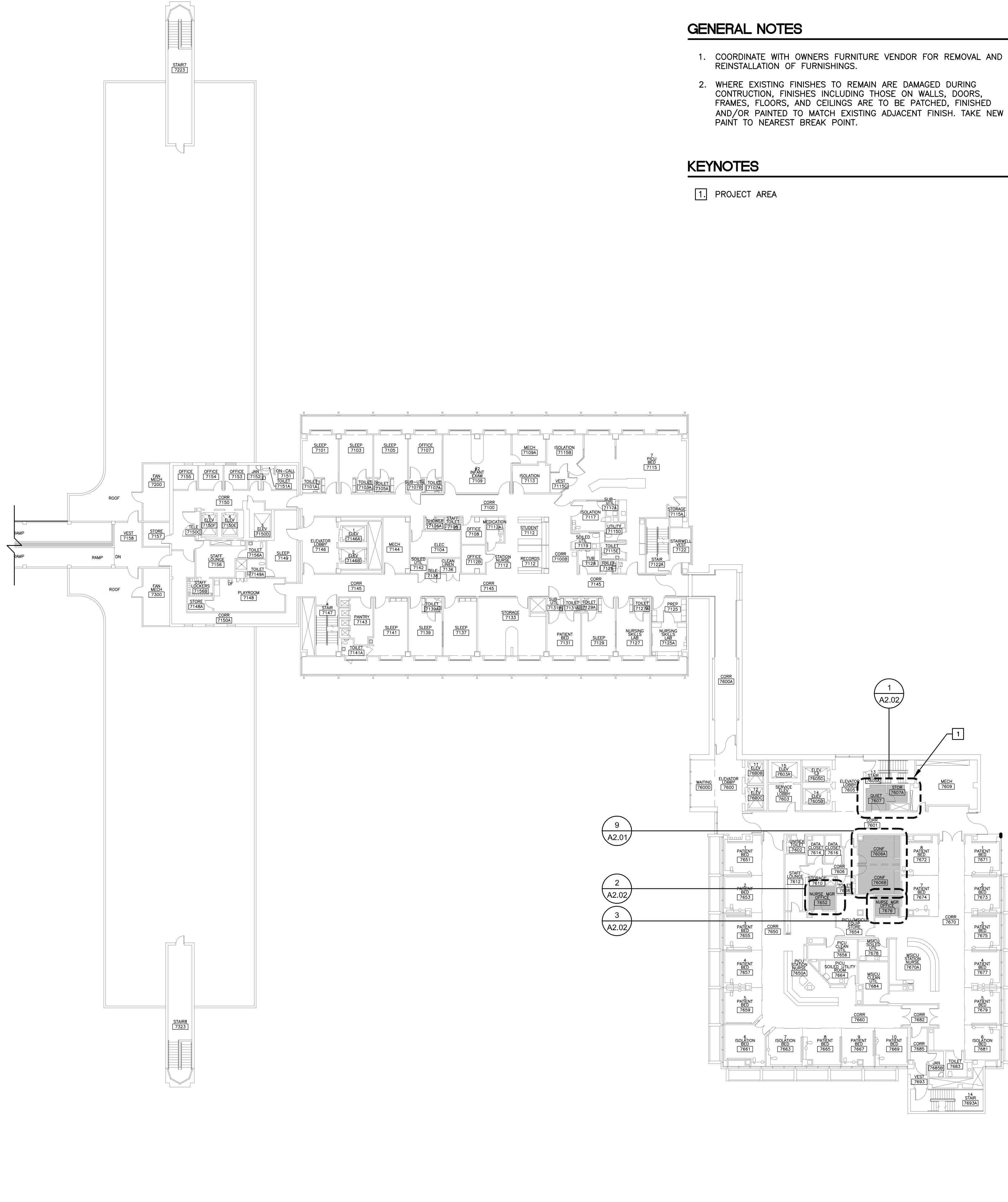
ACCOUNT NO. M053094
SHEET NO. 1
MAIN HOSPITAL
GROUND AND FOURTH FLOORS
MAIN HOSP/DT/SESP
PCS CARPET REMOVAL
OVERALL MAIN HOSPITAL
GROUND & 4TH FLOOR PLANS

AGENCY APPROVAL

ARCH/ENGR.	FD&C JOB NO.	SHEET NO.
L. THOMAS		A1.01
UCDMC PROJECT MANAGER	SCALE	
K. LAKE	AS SHOWN	
DESIGNED BY	DATE	
LT		
DRAWN BY	CAD FILE	SHEET OF
LT		



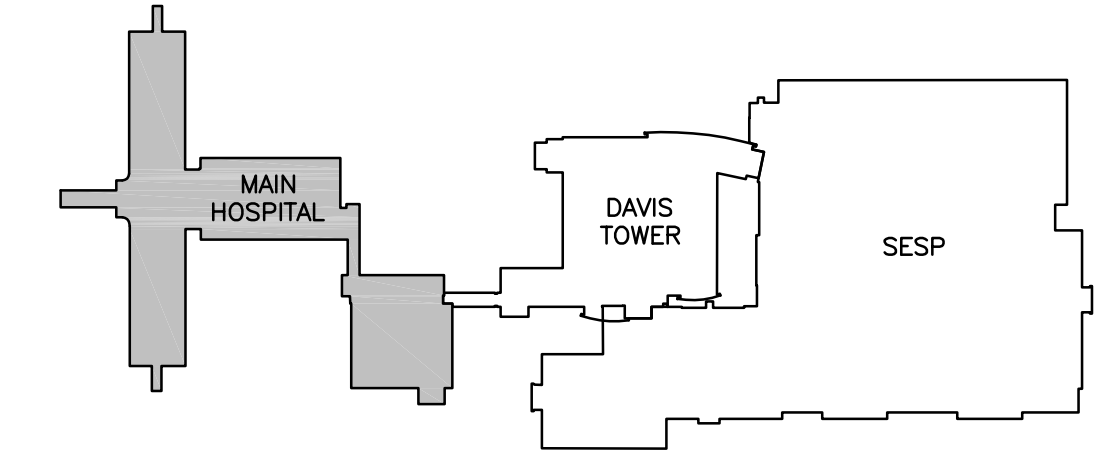
1 PARTIAL OVERALL MAIN HOSPITAL SIXTH FLOOR PLAN
SCALE: 3/64" = 1'-0"



2 PARTIAL OVERALL MAIN HOSPITAL SEVENTH FLOOR PLAN
SCALE: 3/64" = 1'-0"



KEY PLAN



GENERAL NOTES

- COORDINATE WITH OWNERS FURNITURE VENDOR FOR REMOVAL AND REINSTALLATION OF FURNISHINGS.
- WHERE EXISTING FINISHES TO REMAIN ARE DAMAGED DURING CONSTRUCTION, FINISHES INCLUDING THOSE ON WALLS, DOORS, FRAMES, FLOORS, AND CEILINGS ARE TO BE PATCHED, FINISHED AND/OR PAINTED TO MATCH EXISTING ADJACENT FINISH. TAKE NEW PAINT TO NEAREST BREAK POINT.

KEYNOTES

- 1 PROJECT AREA


UC DAVIS HEALTH

FACILITIES DESIGN & CONSTRUCTION
4800 2ND AVENUE SUITE 3010
SACRAMENTO, CALIFORNIA 95817
(916)734-7024

CONSULTANTS:



STAMPS OF RECORD:



THIS ISSUE	ISSUED FOR:	DATE
●	PLAN REVIEW	11-18-22
	BIDDING	12-1-22
	CONSTRUCTION	
REV	REVISION DESCRIPTION	DATE

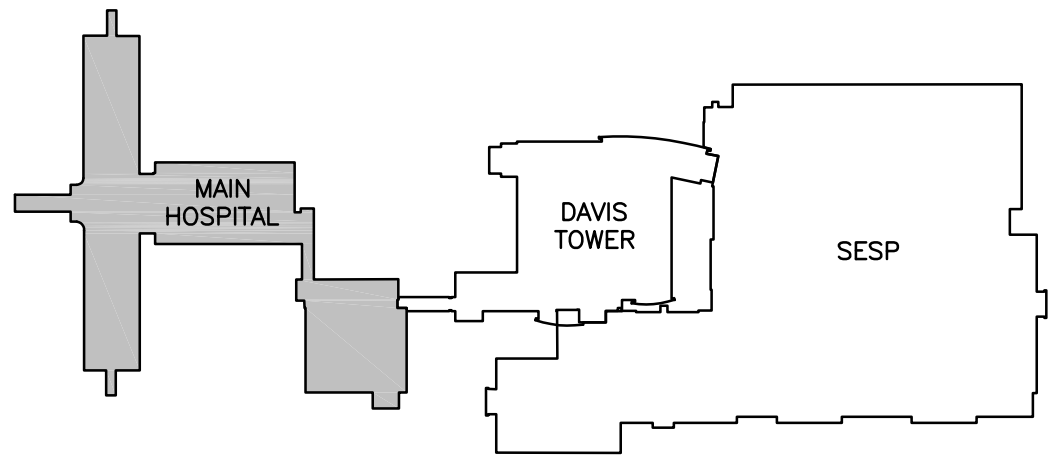
100% CONSTRUCTION DOCUMENTS

ACCOUNT NO. M053094
SHEET NO. 1
MAIN HOSPITAL
SIXTH AND SEVENTH FLOORS
MAIN HOSP/DT/SESP
PCS CARPET REMOVAL
OVERALL MAIN HOSPITAL
6TH AND 7TH FLOOR PLANS

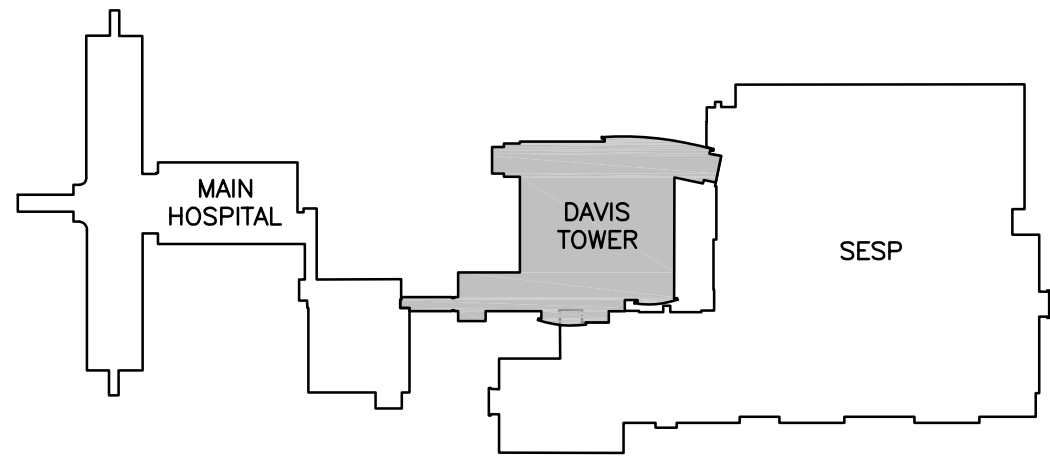
AGENCY APPROVAL	

ARCH/ENGR.	FD&C JOB NO.	SHEET NO.
L. THOMAS		A1.02
UCDMC PROJECT MANAGER	SCALE	
K. LAKE	AS SHOWN	
DESIGNED BY	DATE	
LT		
DRAWN BY	CAD FILE	SHEET OF
LT		

KEY PLAN



KEY PLAN

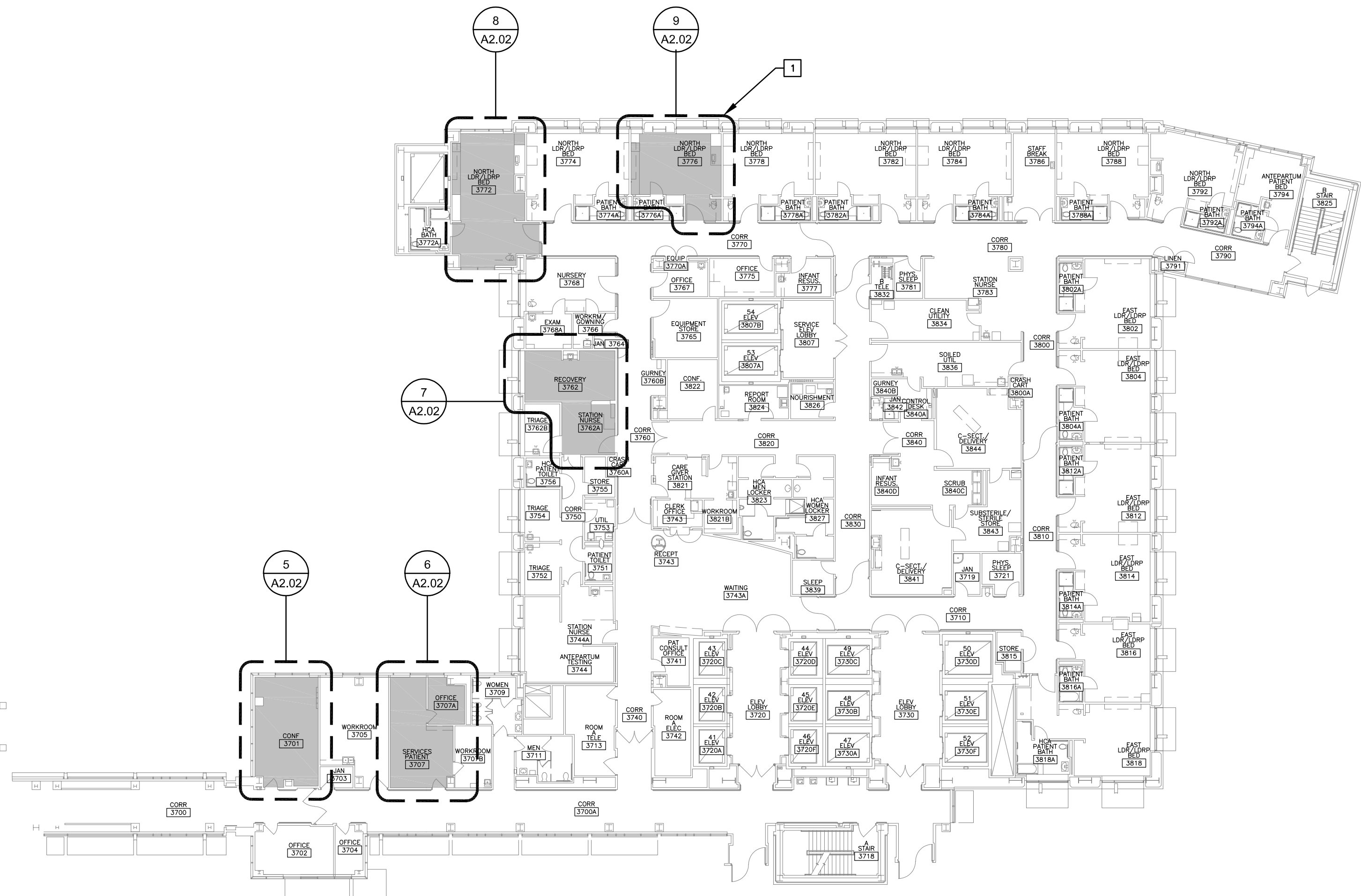
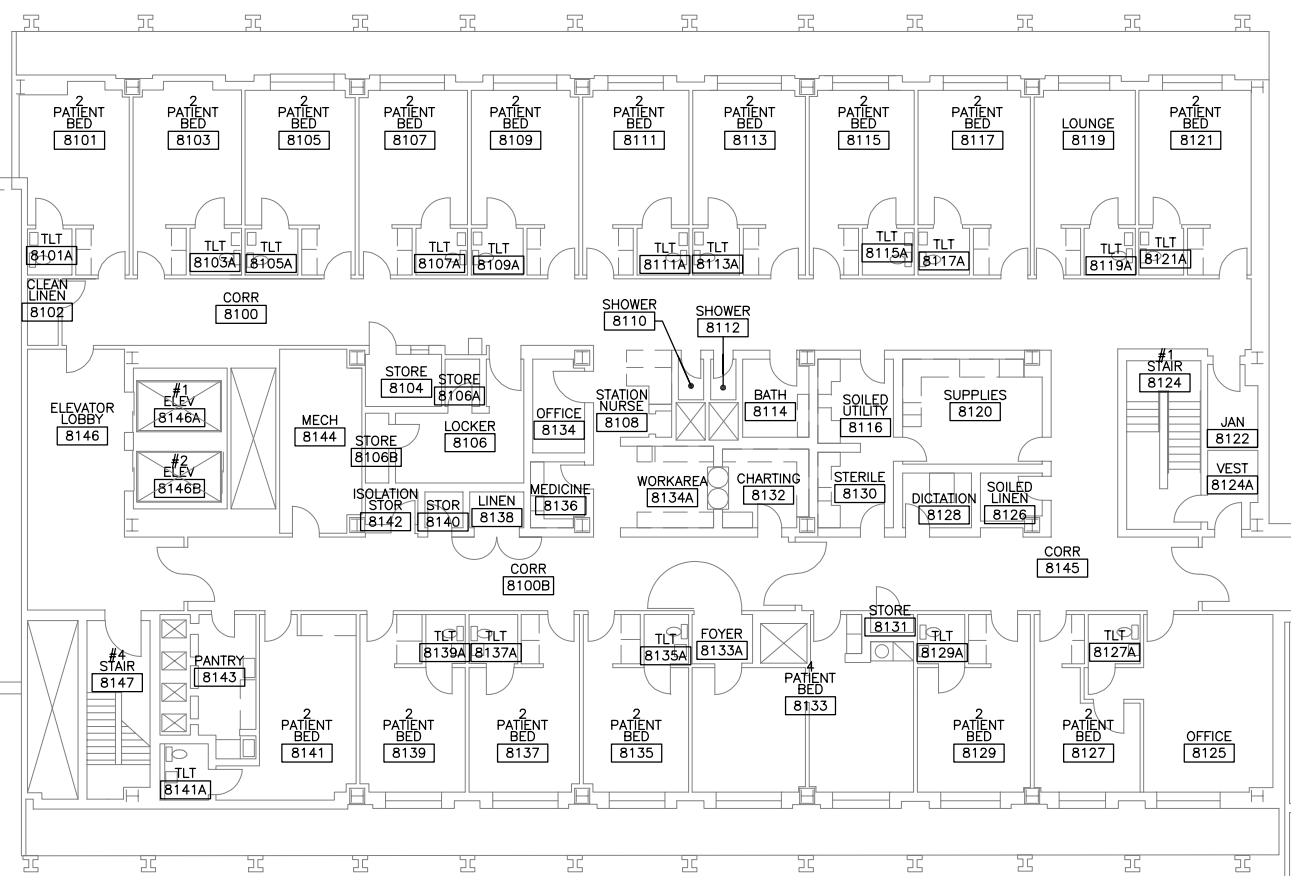


GENERAL NOTES

- COORDINATE WITH OWNERS FURNITURE VENDOR FOR REMOVAL AND REINSTALLATION OF FURNISHINGS.
- WHERE EXISTING FINISHES TO REMAIN ARE DAMAGED DURING CONSTRUCTION, FINISHES INCLUDING THOSE ON WALLS, DOORS, FRAMES, FLOORS, AND CEILINGS ARE TO BE PATCHED, FINISHED AND/OR PAINTED TO MATCH EXISTING ADJACENT FINISH. TAKE NEP PAINT TO NEAREST BREAK POINT.

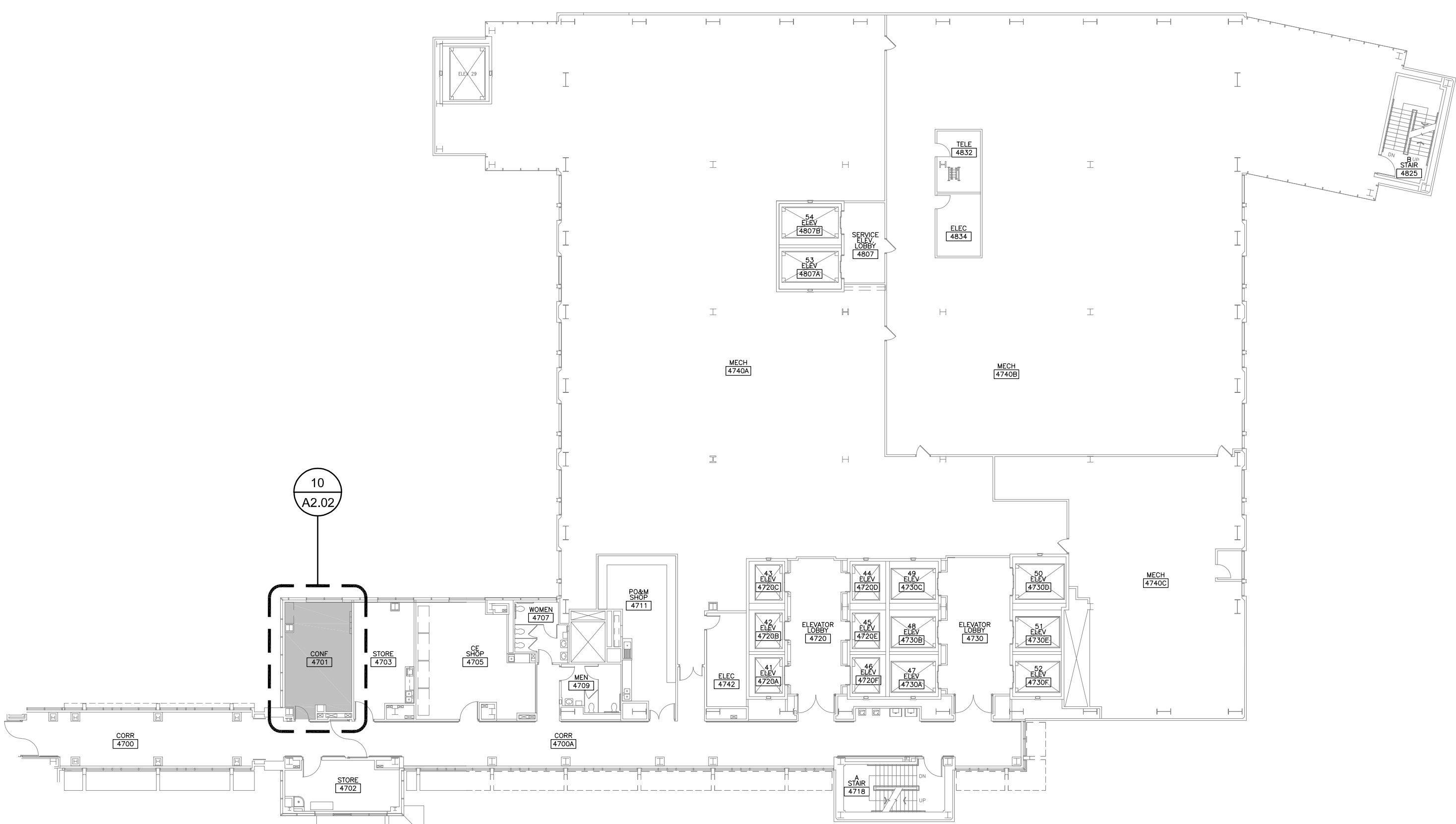
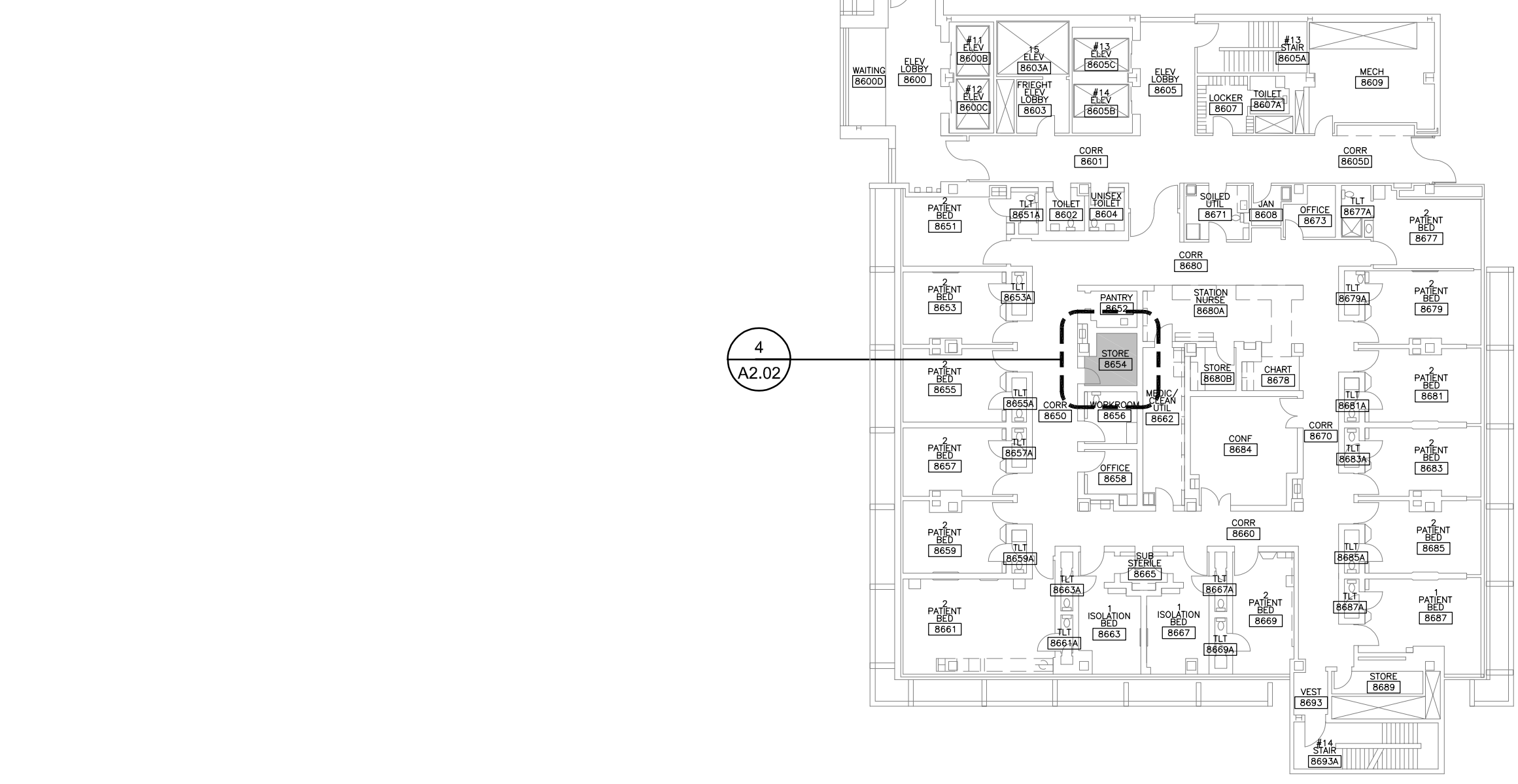
KEYNOTES

1 PROJECT AREA



2 OVERALL DAVIS TOWER THIRD FLOOR PLAN

SCALE: 3/64" = 1'-0"



3 OVERALL DAVIS TOWER FOURTH FLOOR PLAN

SCALE: 3/64" = 1'-0"



1 OVERALL MAIN HOSPITAL EIGHTH FLOOR PLAN

SCALE: 3/64" = 1'-0"




UC DAVIS HEALTH

FACILITIES DESIGN & CONSTRUCTION
4800 2ND AVENUE SUITE 3010
SACRAMENTO, CALIFORNIA 95817
(916) 734-7024

CONSULTANTS:



STAMPS OF RECORD:



THIS ISSUE	ISSUED FOR:	DATE
PLAN REVIEW		11-18-22
BIDDING		12-1-22
CONSTRUCTION		
REV	REVISION DESCRIPTION	DATE

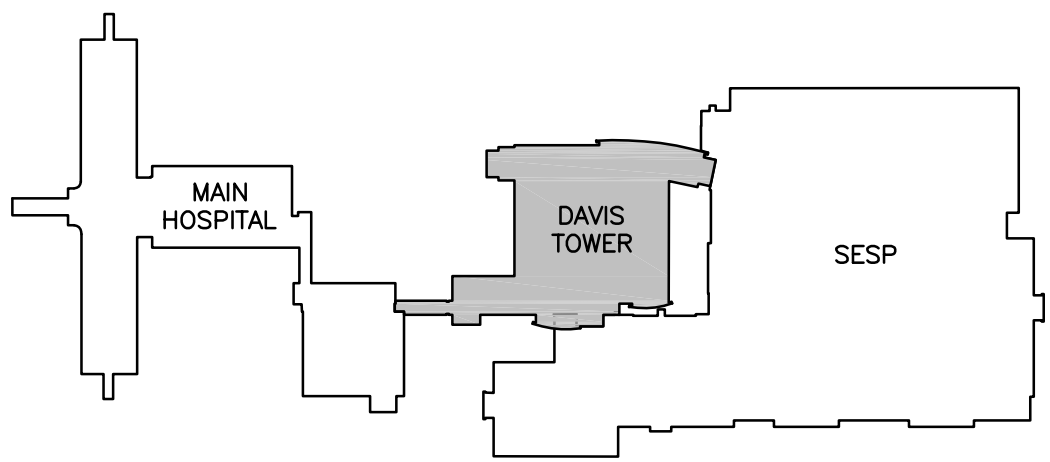
100% CONSTRUCTION DOCUMENTS

PROJECT NO: M053094
BUILDING: MAIN HOSPITAL (MH) AND DAVIS TOWER (DT)
FLOOR/WING: MH 8TH; DT 3RD AND 4TH FLOORS
PROJECT TITLE: MAIN HOSP/DT/SESP PCS CARPET REMOVAL
SHEET TITLE: OVERALL MH 8TH AND DT 3RD AND 4TH FLOOR PLANS

AGENCY APPROVAL

ARCH/ENGR: L. THOMAS UCDMC PROJECT MANAGER	FD&C JOB NO. SCALE: AS SHOWN	SHEET NO. A1.03
DESIGNED BY LT	DATE	
DRAWN BY LT	CAD FILE	SHEET OF

KEY PLAN

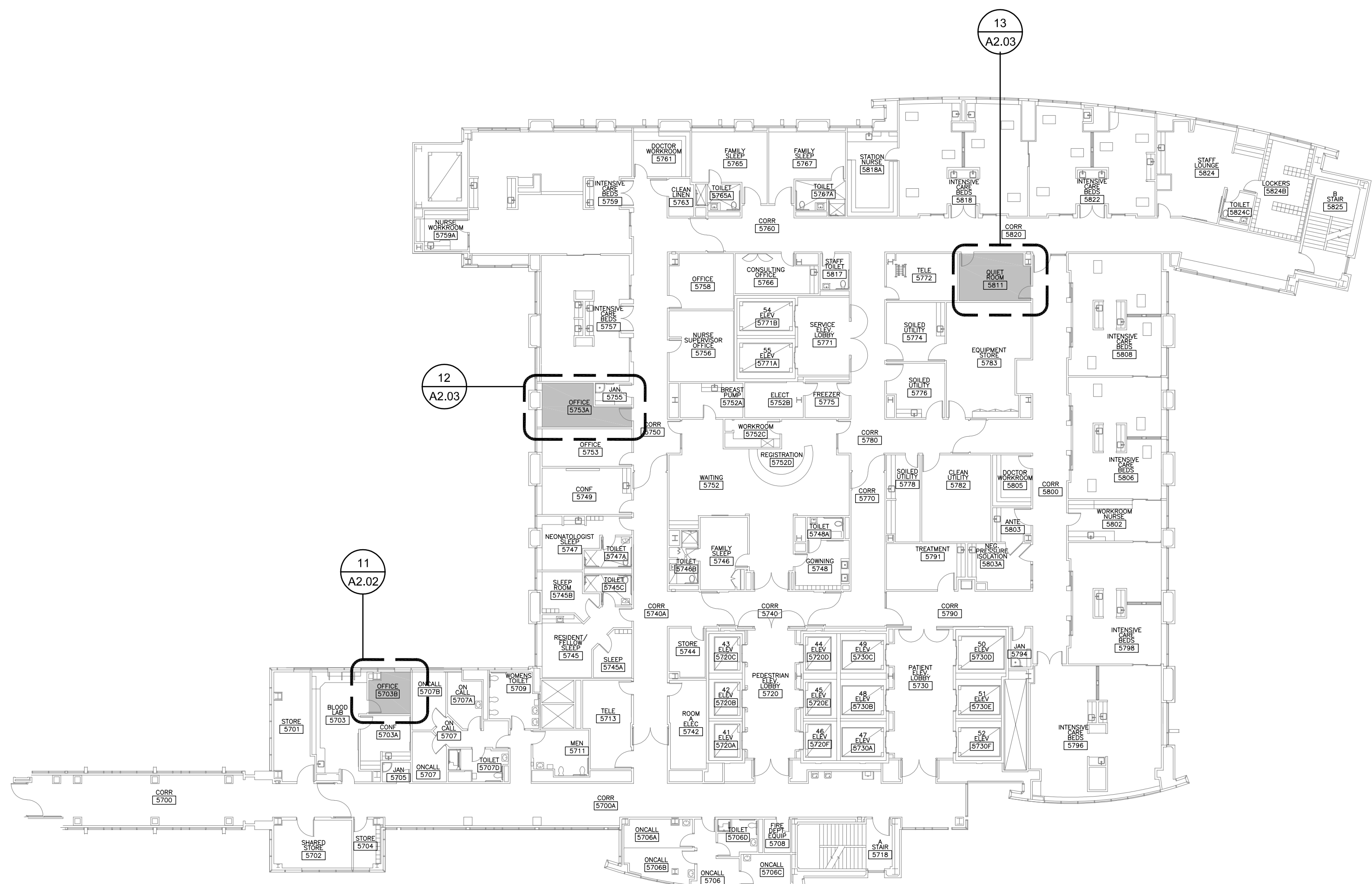


GENERAL NOTES

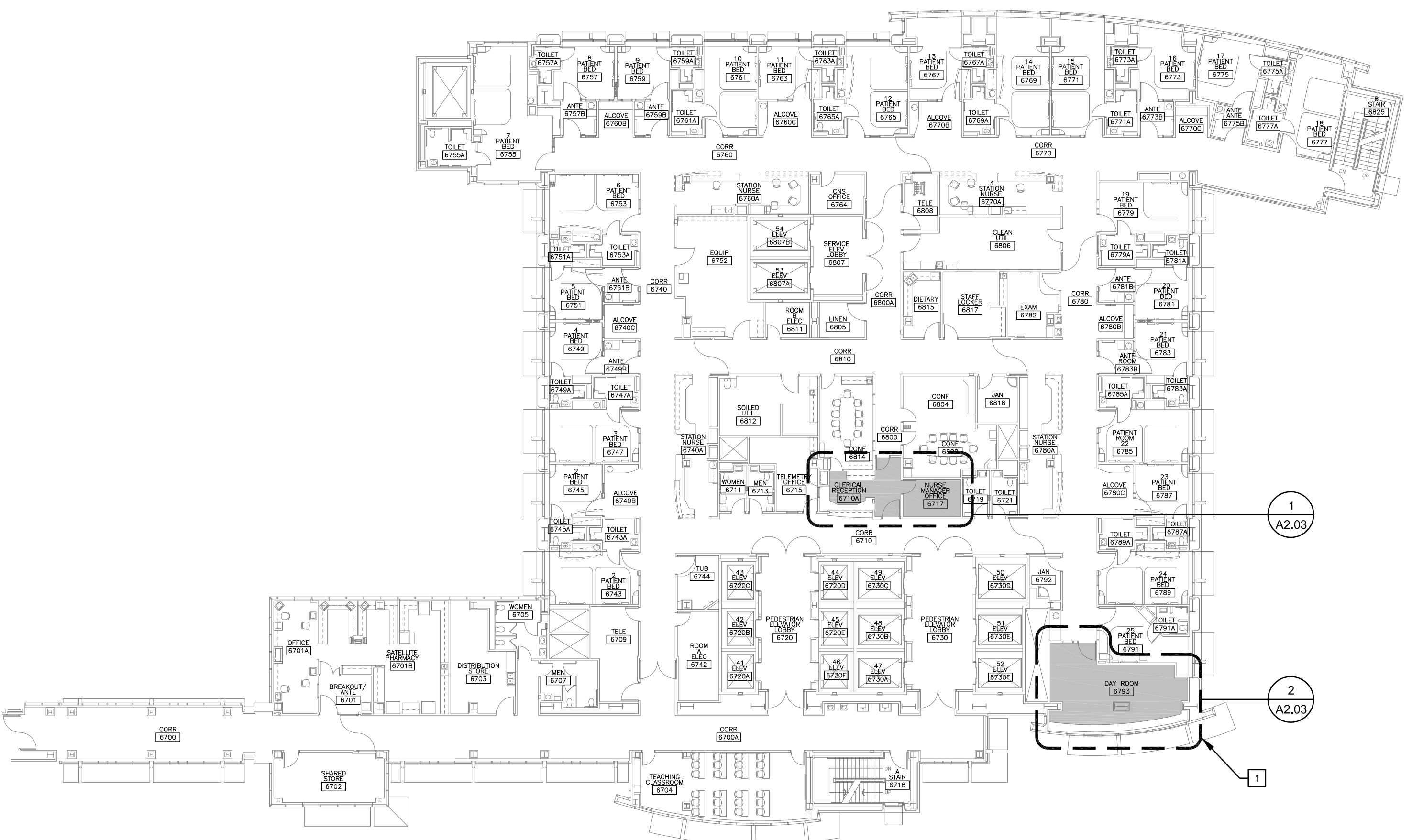
- COORDINATE WITH OWNERS FURNITURE VENDOR FOR REMOVAL AND REINSTALLATION OF FURNISHINGS.
- WHERE EXISTING FINISHES TO REMAIN ARE DAMAGED DURING CONSTRUCTION, FINISHES INCLUDING THOSE ON WALLS, DOORS, FRAMES, FLOORS, AND CEILINGS ARE TO BE PATCHED, FINISHED AND/OR PAINTED TO MATCH EXISTING ADJACENT FINISH. TAKE NEW PAINT TO NEAREST BREAK POINT.

KEYNOTES

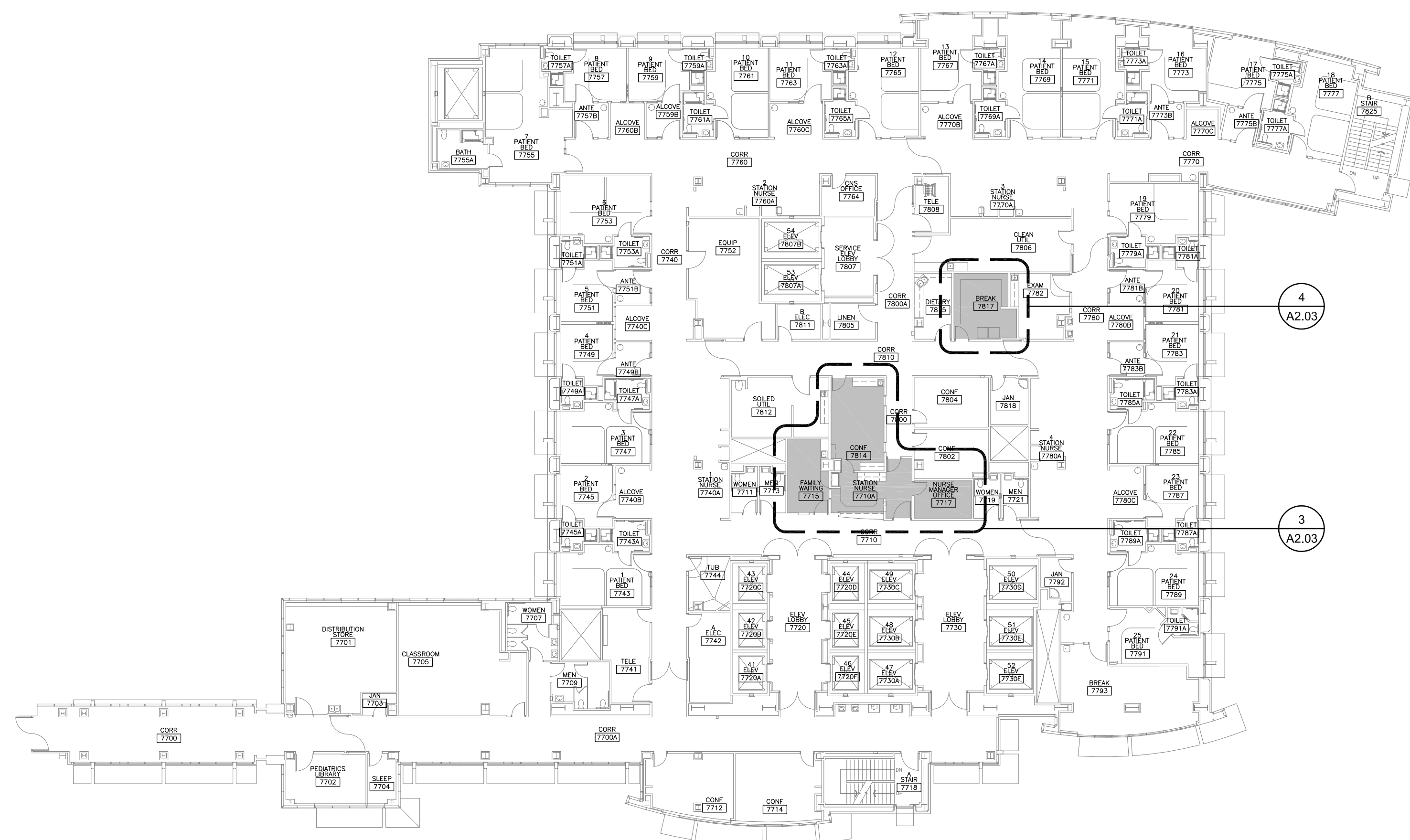
- 1 PROJECT AREA



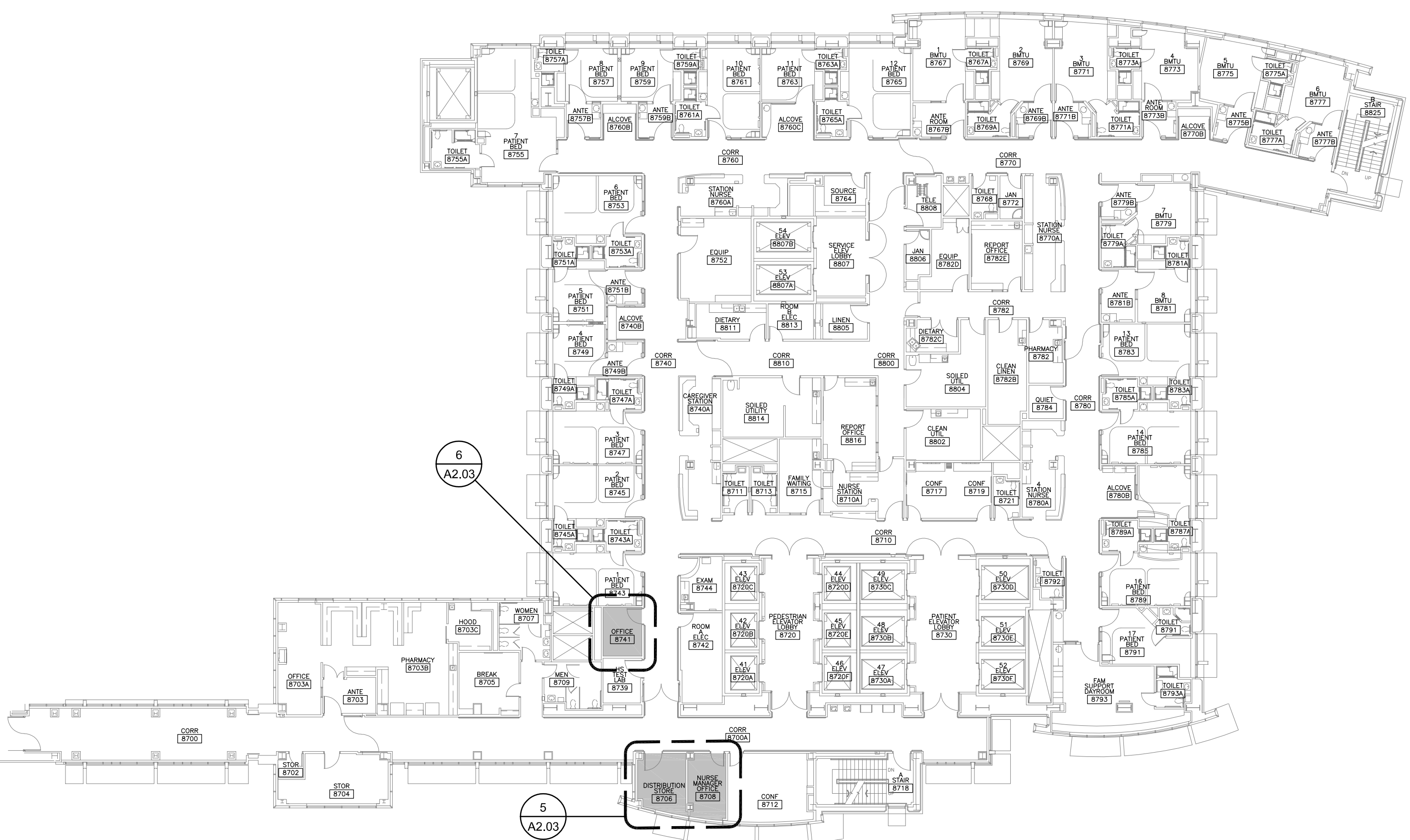
1 OVERALL DAVIS TOWER FIFTH FLOOR PLAN
SCALE: 3/64" = 1'-0"



2 OVERALL DAVIS TOWER SIXTH FLOOR PLAN
SCALE: 3/64" = 1'-0"



3 OVERALL DAVIS TOWER SEVENTH FLOOR PLAN
SCALE: 3/64" = 1'-0"



4 OVERALL DAVIS TOWER EIGHTH FLOOR PLAN
SCALE: 3/64" = 1'-0"

UC DAVIS
HEALTH

FACILITIES DESIGN & CONSTRUCTION
4800 2ND AVENUE SUITE 3010
SACRAMENTO, CALIFORNIA 95817
(916)734-7024

CONSULTANTS:



STAMPS OF RECORD:



THIS ISSUE	ISSUED FOR:	DATE
1	PLAN REVIEW	11-18-22
2	BIDDING	12-1-22
3	CONSTRUCTION	
REV	REVISION DESCRIPTION	DATE

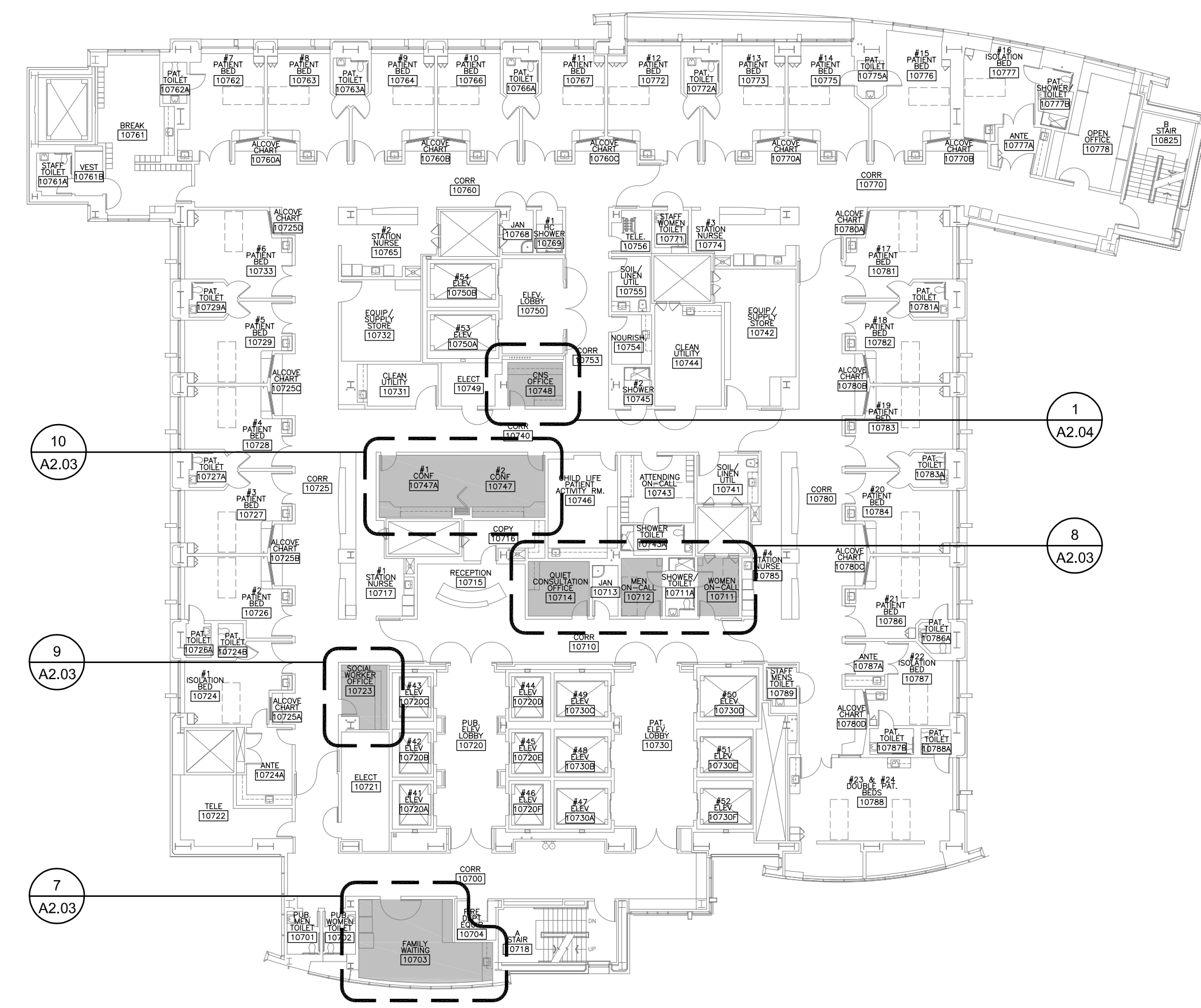
100% CONSTRUCTION DOCUMENTS

ACCOUNT NO. M053094
PROJECT NO. 1
SHEET NO. 104
DAVIS TOWER
FIFTH, SIXTH, SEVENTH AND EIGHTH FLOORS
MAIN HOSP/DI/SESP
PCS CARPET REMOVAL
OVERALL DAVIS TOWER 5TH, 6TH, 7TH & 8TH FLOOR PLANS

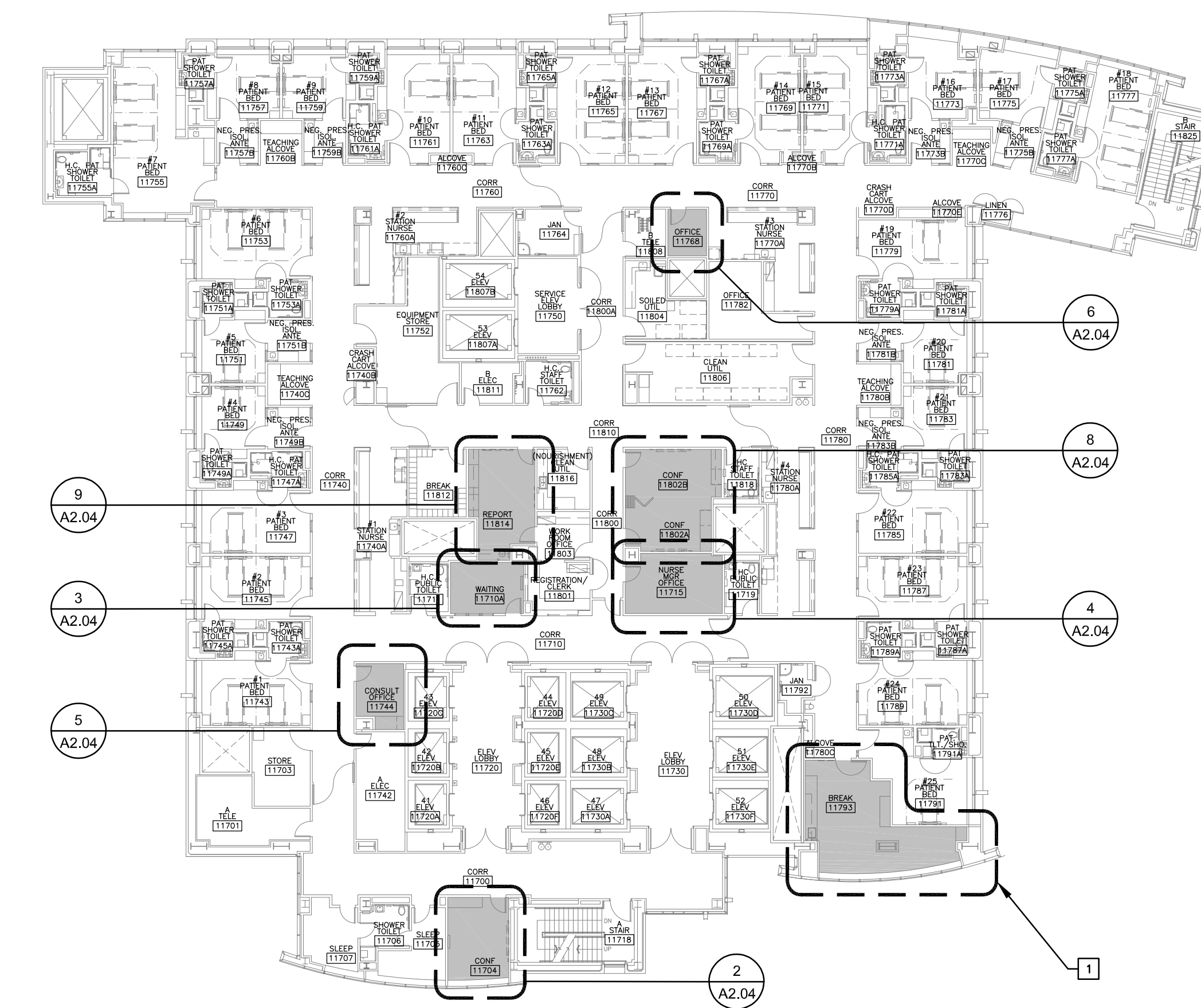
AGENCY APPROVAL

ARCH/ENGR	FD&C JOB NO.	SHEET NO.
L. THOMAS		
UCDMC PROJECT MANAGER	SCALE	
K. LAKE	AS SHOWN	
DESIGNED BY	DATE	
LT		
DRAWN BY	CAD FILE	SHEET OF
LT		

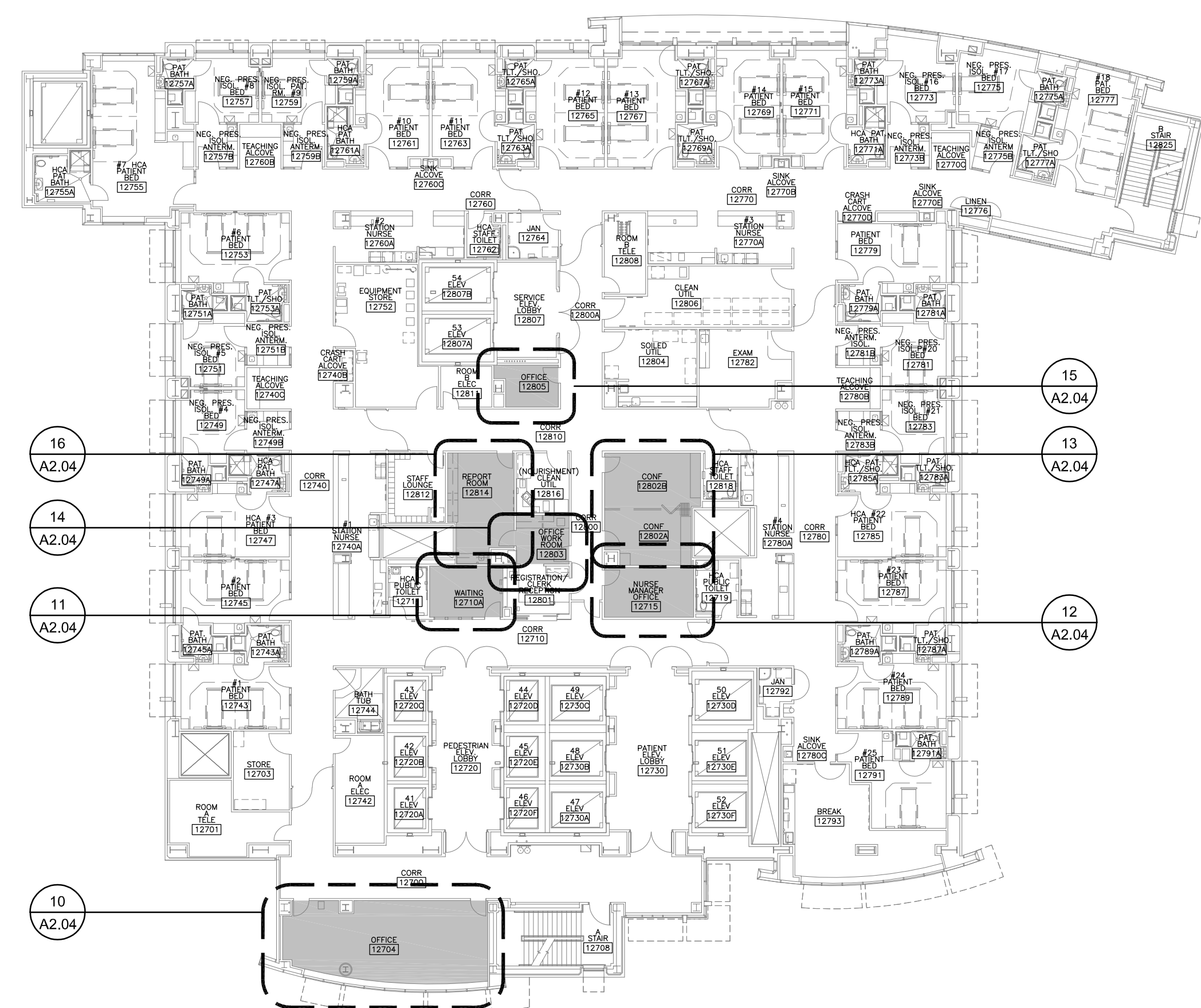
A1.04



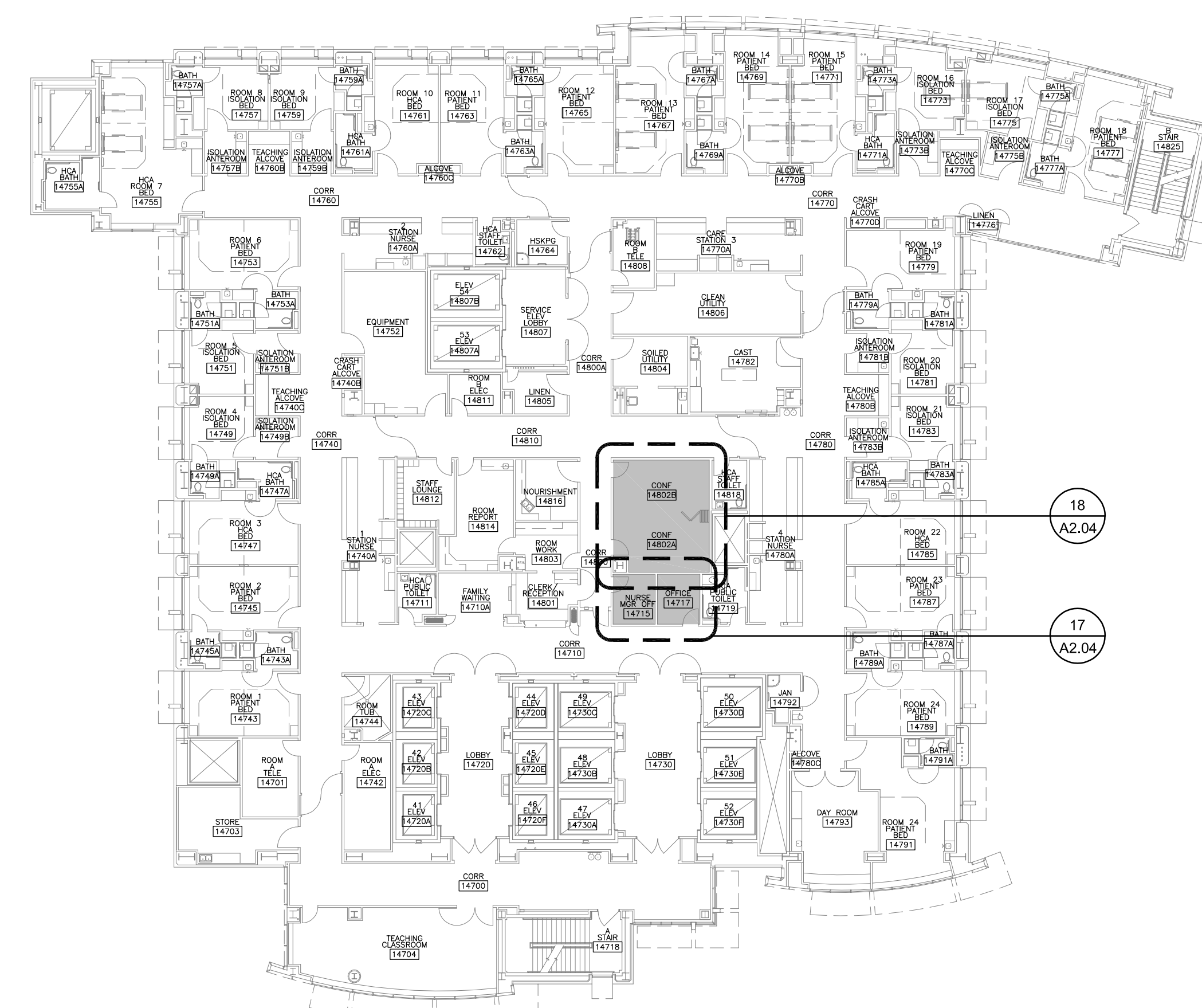
1 OVERALL DAVIS TOWER TENTH FLOOR PLAN
SCALE: 3/64" = 1'-0"



2 OVERALL DAVIS TOWER ELEVENTH FLOOR PLAN
SCALE: 3/64" = 1'-0"

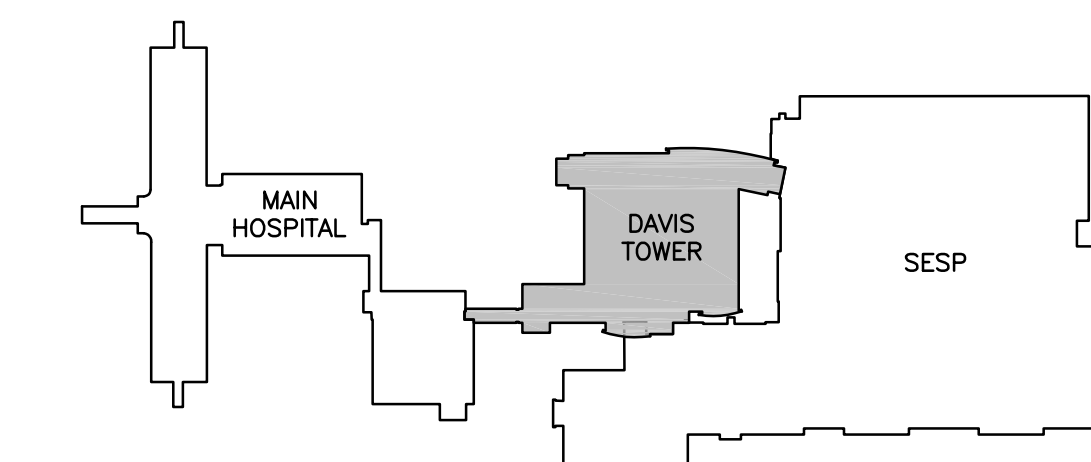


3 OVERALL DAVIS TOWER TWELFTH FLOOR PLAN
SCALE: 3/64" = 1'-0"



4 OVERALL DAVIS TOWER FOURTEENTH FLOOR PLAN
SCALE: 3/64" = 1'-0"

KEY PLAN



GENERAL NOTES

- COORDINATE WITH OWNERS FURNITURE VENDOR FOR REMOVAL AND REINSTALLATION OF FURNISHINGS.
- WHERE EXISTING FINISHES TO REMAIN ARE DAMAGED DURING CONSTRUCTION, FINISHES INCLUDING THOSE ON WALLS, DOORS, FRAMES, FLOORS, AND CEILINGS ARE TO BE PATCHED, FINISHED AND/OR PAINTED TO MATCH EXISTING ADJACENT FINISH. TAKE NEW PAINT TO NEAREST BREAK POINT.

KEYNOTES

- 1 PROJECT AREA

UC DAVIS
HEALTH
Facilities Design & Construction
4800 2ND AVENUE SUITE 3010
SACRAMENTO, CALIFORNIA 95817
(916)734-7024

CONSULTANTS:
BLACKBIRD
ARCHITECTURE AND
PROJECT MANAGEMENT
2000 J STREET, SACRAMENTO, CA 95811
TEL: 916.486.8877 FAX: 916.486.7877
WWW.BLACKBIRDAUDIO.COM

STAMPS OF RECORD:

THIS ISSUE	ISSUED FOR:	DATE
●	PLAN REVIEW	11-18-22
	BIDDING	12-1-22
	CONSTRUCTION	

REV	REVISION DESCRIPTION	DATE

100% CONSTRUCTION DOCUMENTS

PROJECT NO.: M053094

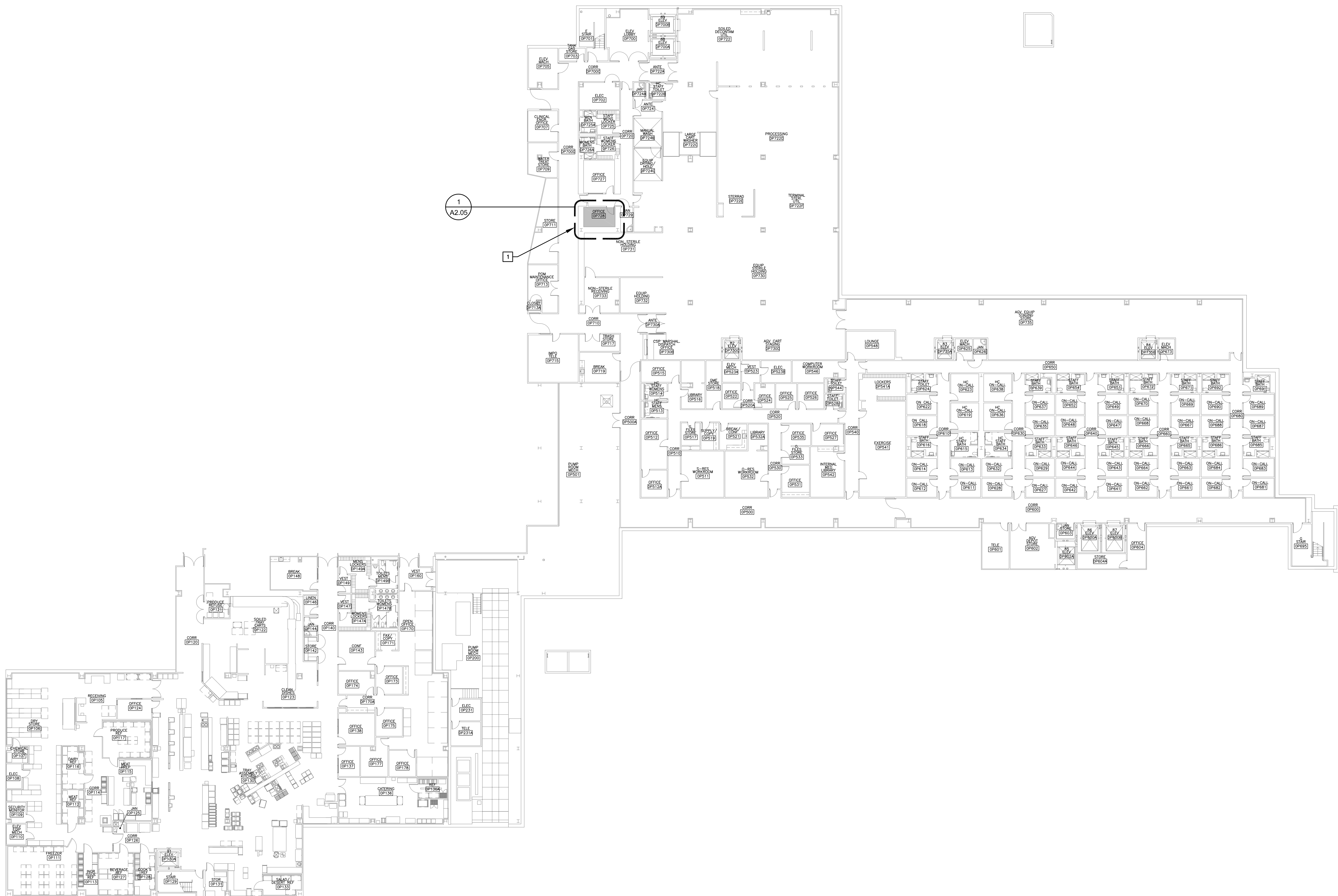
BUILDING: DAVIS TOWER

FLOOR/WING: 10TH, 11TH, 12TH AND 14TH FLOORS

PROJECT TITLE: MAIN HOSP/DT/SESP PCS CARPET REMOVAL

DAVIS TOWER OVERALL 10TH, 11TH, 12TH & 14TH FLOOR PLANS

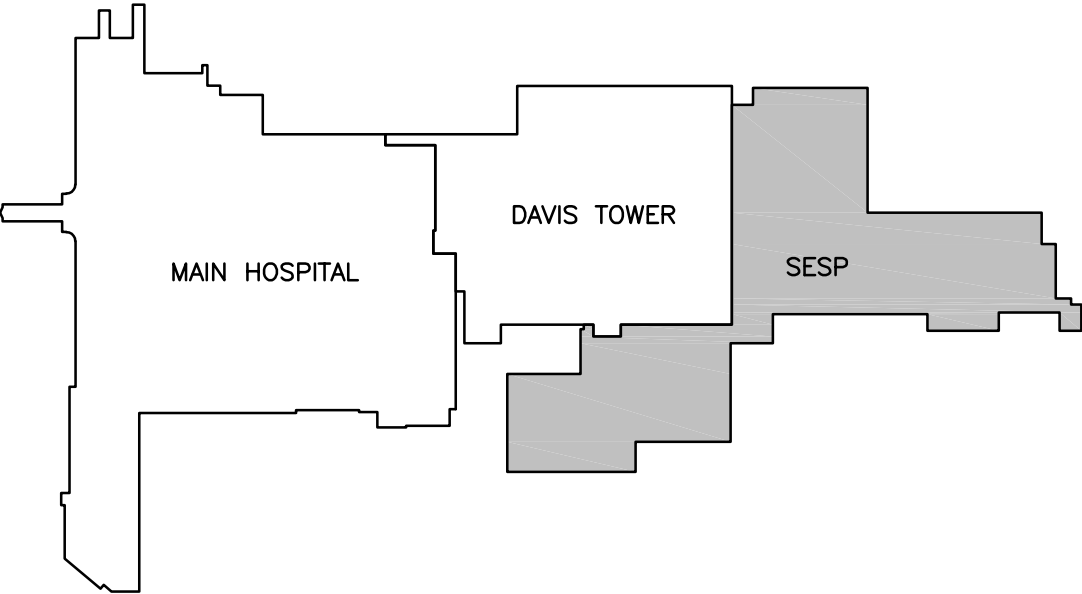
ARCH./ENGR.	FD&C JOB NO.	SHEET NO.
L. THOMAS		A1.05
UCDC PROJECT MANAGER	SCALE: AS SHOWN	
K. LAKE	DATE:	
DESIGNED BY: LT		
DRAWN BY: LT	CAD FILE	SHEET OF



1 OVERALL SURGERY AND EMERGENCY SERVICES PAVILION GROUND FLOOR PLAN
SCALE: 3/64" = 1'-0"



KEY PLAN



GENERAL NOTES


- COORDINATE WITH OWNERS FURNITURE VENDOR FOR REMOVAL AND REINSTALLATION OF FURNISHINGS.
- WHERE EXISTING FINISHES TO REMAIN ARE DAMAGED DURING CONSTRUCTION, FINISHES INCLUDING THOSE ON WALLS, DOORS, FRAMES, FLOORS, AND CEILINGS ARE TO BE PATCHED, FINISHED AND/OR PAINTED TO MATCH EXISTING ADJACENT FINISH. TAKE NEW PAINT TO NEAREST BREAK POINT.

KEYNOTES

- 1 PROJECT AREA

UCDAVIS
HEALTH

FACILITIES DESIGN & CONSTRUCTION
4800 2ND AVENUE SUITE 3010
SACRAMENTO, CALIFORNIA 95817
(916)734-7024



THIS ISSUE	ISSUED FOR:	DATE
●	PLAN REVIEW	11-18-22
	BIDDING	12-1-22
	CONSTRUCTION	
REV	REVISION DESCRIPTION	DATE

100% CONSTRUCTION DOCUMENTS

ACCOUNT NO. M053094
SERVING: SURGERY & EMERGENCY SERVICES PAVILION (SESP)
FLOOR PLAN: GROUND FLOOR
PROJECT TITLE: MAIN HOSP/DT/SESP PCS CARPET REMOVAL
SHEET TITLE: SESP OVERALL GROUND FLOOR PLAN


AGENCY APPROVAL		

ARCH/ENGR. L. THOMAS UCDMC PROJECT MANAGER	FD&C JOB NO. SCALE AS SHOWN	SHEET NO. A1.06
DESIGNED BY LT	DATE	
DRAWN BY LT	CAD FILE	SHEET OF

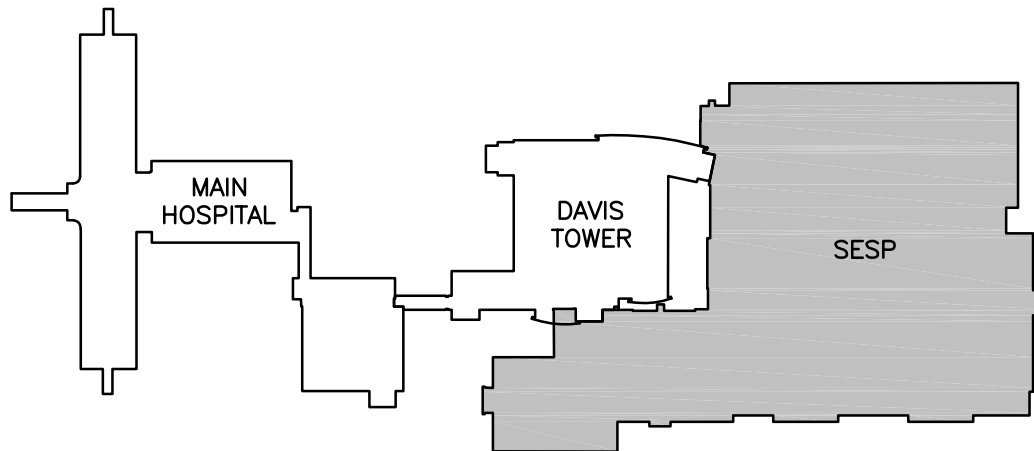
CONSULTANTS:



STAMPS OF RECORD:



KEY PLAN

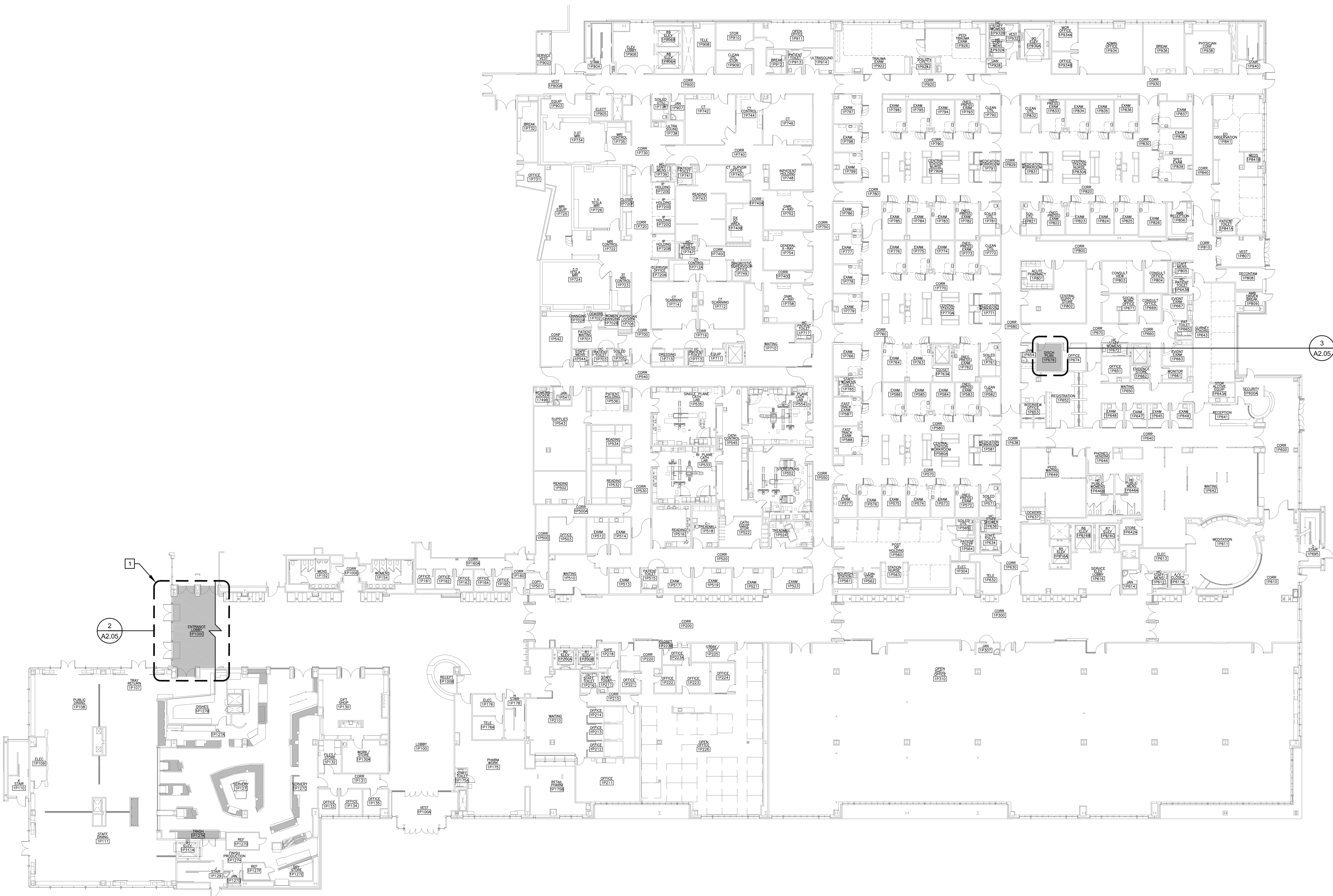


GENERAL NOTES

- COORDINATE WITH OWNERS FURNITURE VENDOR FOR REMOVAL AND REINSTALLATION OF FURNISHINGS.
- WHERE EXISTING FINISHES TO REMAIN ARE DAMAGED DURING CONSTRUCTION, FINISHES INCLUDING THOSE ON WALLS, DOORS, FRAMES, FLOORS, AND CEILINGS ARE TO BE PATCHED, FINISHED AND/OR PAINTED TO MATCH EXISTING ADJACENT FINISH. TAKE NEW PAINT TO NEAREST BREAK POINT.

KEYNOTES

- 1 PROJECT AREA



1 OVERALL SURGERY AND EMERGENCY SERVICES PAVILION FIRST FLOOR PLAN
SCALE: 3/64" = 1'-0"

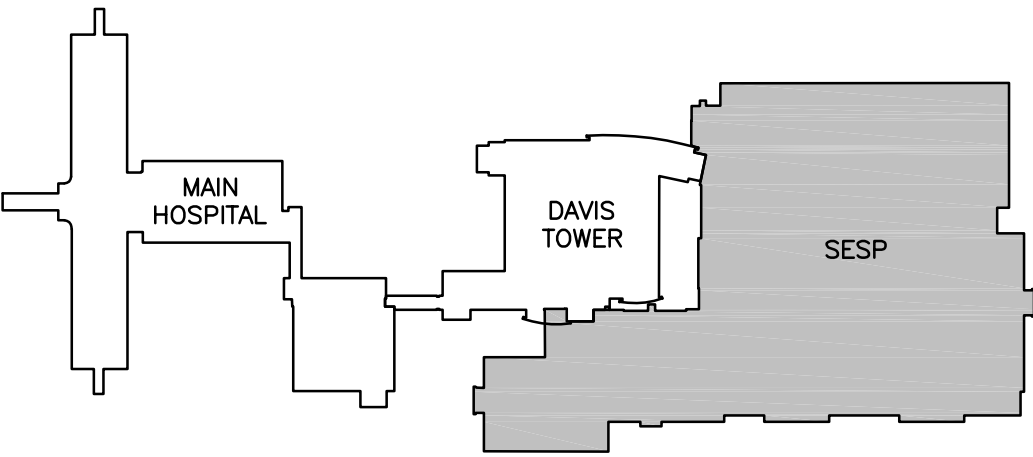
100% CONSTRUCTION DOCUMENTS

ACCOUNT NO. M053094
SERVING: SURGERY & EMERGENCY SERVICES PAVILION (SESP)
FLOOR/AREA: FIRST FLOOR
PROJECT TITLE: MAIN HOSP/DT/SESP PCS CARPET REMOVAL
SHEET TITLE: SESP OVERALL FIRST FLOOR PLAN

AGENCY APPROVAL

ARCH/ENGR. L. THOMAS	FD&C JOB NO. SCALE AS SHOWN	SHEET NO. A1.07
UCDMC PROJECT MANAGER K. LAKE	DATE	OF
DESIGNED BY LT	CAD FILE	
DRAWN BY LT		

KEY PLAN



GENERAL NOTES

- COORDINATE WITH OWNERS FURNITURE VENDOR FOR REMOVAL AND REINSTALLATION OF FURNISHINGS.
- WHERE EXISTING FINISHES TO REMAIN ARE DAMAGED DURING CONSTRUCTION, FINISHES INCLUDING THOSE ON WALLS, DOORS, FRAMES, FLOORS, AND CEILINGS ARE TO BE PATCHED, FINISHED AND/OR PAINTED TO MATCH EXISTING ADJACENT FINISH. TAKE NEW PAINT TO NEAREST BREAK POINT.

KEYNOTES

- 1 PROJECT AREA



1 OVERALL SURGERY AND EMERGENCY SERVICES PAVILION SECOND FLOOR PLAN
SCALE: 3/64" = 1'-0"




UC DAVIS
HEALTH

FACILITIES DESIGN & CONSTRUCTION
4800 2ND AVENUE SUITE 3010
SACRAMENTO, CALIFORNIA 95817
(916)734-7024

CONSULTANTS:



STAMPS OF RECORD:



THIS ISSUE	ISSUED FOR:	DATE
●	PLAN REVIEW	11-18-22
	BIDDING	12-1-22
	CONSTRUCTION	
REV	REVISION DESCRIPTION	DATE

100% CONSTRUCTION DOCUMENTS

ACCOUNT NO. M053094
PROJECT TITLE: SURGERY & EMERGENCY SERVICES PAVILION (SESP)
SECOND FLOOR
MAIN HOSP/DT/SESP
PCS CARPET REMOVAL
SESP OVERALL SECOND FLOOR PLAN
SHEET TITLE: SESP OVERALL SECOND FLOOR PLAN

AGENCY APPROVAL	

ARCH/ENGR. L. THOMAS UCDMC PROJECT MANAGER K. LAKE DESIGNED BY LT DRAWN BY LT	FD&C JOB NO. SCALE AS SHOWN DATE CAD FILE	SHEET NO. A1.08 SHEET OF
--	---	--------------------------------



1. COORDINATE WITH OWNERS FURNITURE VENDOR FOR REMOVAL AND REINSTALLATION OF FURNISHINGS.
2. PREPARE FLOOR TO RECEIVE FLOORING PER MANUFACTURERS INSTRUCTIONS INCLUDING PATCH OR FILL OF HOLES AND DIVOTS.
3. WHERE EXISTING FINISHES TO REMAIN ARE DAMAGED DURING CONSTRUCTION, FINISHES INCLUDING THOSE ON WALLS, DOORS, FRAMES, FLOORS, AND CEILINGS ARE TO BE PATCHED, FINISHED AND/OR PAINTED TO MATCH EXISTING ADJACENT FINISH. TAKE NEW PAINT TO NEAREST BREAK POINT.

1. ALL FURNISHINGS, EQUIPMENT AND APPLIANCES TO BE REMOVED TO STORAGE BY UCDH
2. REMOVE SYSTEM FURNITURE AND/OR TALL FILE CABINET ATTACHMENTS AND CONNECTIONS, RETAIN ANCHORS FOR REINSTALLATION FOLLOWING FLOOR INSTALLATION. ALL FURNISHINGS, EQUIPMENT AND APPLIANCES TO BE REMOVED TO STORAGE BY UCDH
3. DEMOLISH FLOOR FINISH, TRANSITION STRIPS AND WALL BASE. INSTALL NEW LUXURY VINYL PLANK FLOORING. TRANSITION STRIP WHERE NEW FLOORING HEIGHT VARIES FROM EXISTING OR IS A DIFFERENT MATERIAL AND 6" WALL BASE
4. DEMOLISH FLOOR FINISH TO EDGE OF EXISTING FLOORING TO REMAIN
5. DEMOLISH FLOOR FINISH TO CENTERLINE OF CLOSED DOORS AT DOOR OPENINGS
6. EXISTING OPERABLE FOLDING WALL ROOM DIVIDER. INSTALL NEW FLOORING CONTINUOUS IN BOTH ROOMS AND INTO PANEL STORAGE POCKET
7. DEMOLISH TRANSITION STRIP AT FLOORING CHANGE IN THIS ROOM
8. NEW FLOORING CAN BE CONTINUOUS THROUGH DOOR INTO ADJACENT ROOM ALSO SCHEDULED FOR NEW FLOORING OR CAN BE INSTALLED TO CENTERLINE OF CLOSED DOOR TO ACCOMMODATE CHANGE IN PATTERN LAYOUT AS NEEDED
9. REMOVE NIGHT LATCH FLOOR RECEPTOR HARDWARE AND RETAIN FOR REINSTALLATION. NEATLY CUT OR TRIM NEW FLOORING AS REQUIRED TO INSTALL NIGHT LATCH FLOOR RECEPTOR. SO RECEPTOR PLATE COMPLETELY COVERS THE CUT FLOORING EDGES
10. DEMOLISH NIGHT LATCH FLOOR RECEPTOR HARDWARE, CLEAN, PRIME AND PATCH HOLE IN CONCRETE DECK WITH SELF-LEVELING CONCRETE PER FLOORING MANUFACTURER'S RECOMMENDATION



THIS ISSUE	ISSUED FOR:	DATE
●	PLAN REVIEW	11-18-22
	BIDDING	12-1-22
	CONSTRUCTION	
REV	REVISION DESCRIPTION	DATE

100% CONSTRUCTION DOCUMENTS

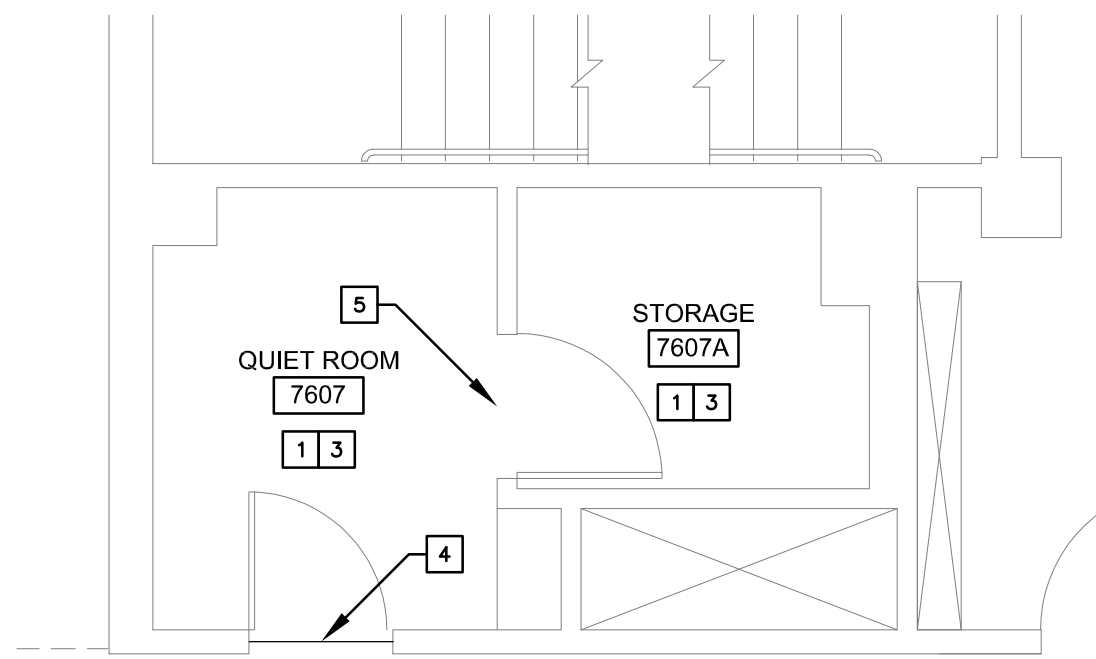
ACCOUNT NO.
M053094

LOCATION
MAIN HOSPITAL
GROUND 4TH, 6TH AND 7TH FLOORS

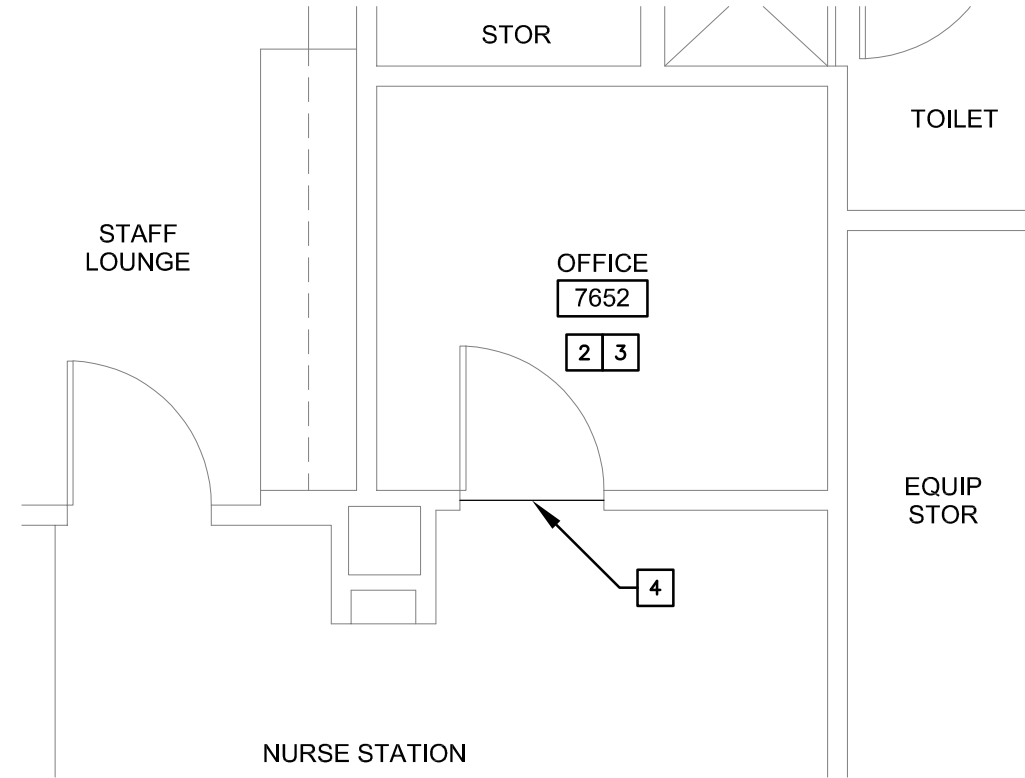
PROJECT TITLE:
MAIN HOSP/DT/SESP
PCS CARPET REMOVAL

SHEET TITLE
MAIN HOSPITAL - ENLARGED
PLANS

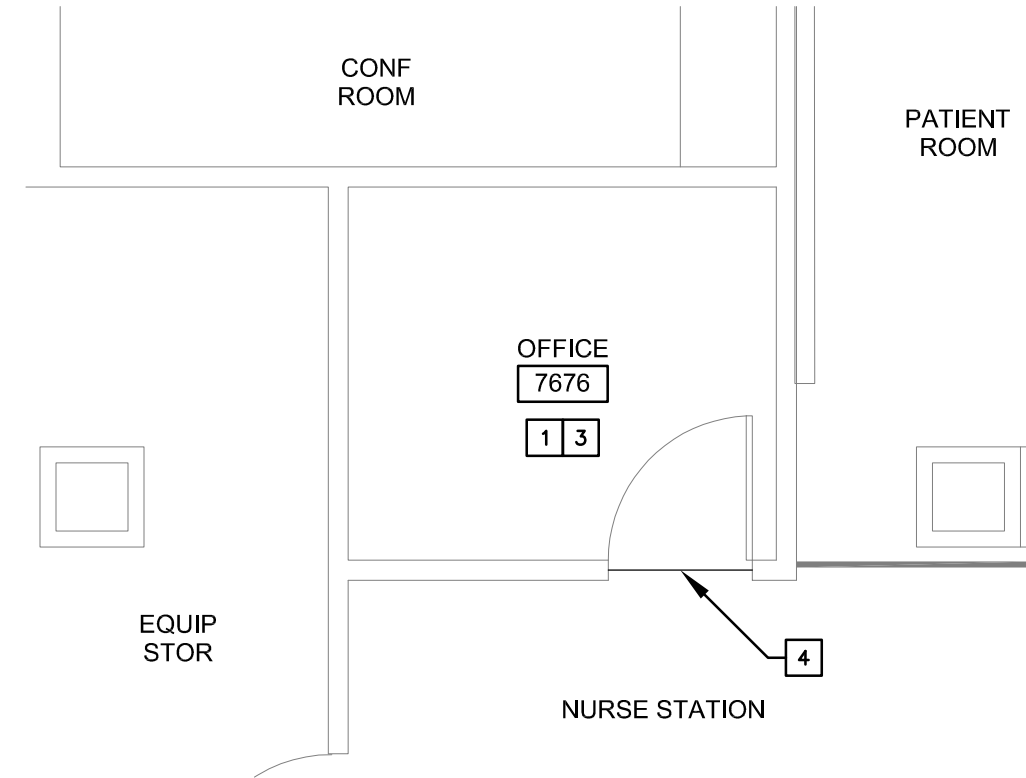
AGENCY APPROVAL			
ARCH./ENGR.	FD&C JOB NO.	SHEET NO.	
L. THOMAS		<div>A2.01</div>	
UCMC PROJECT MANAGER	SCALE		
K. LAKE	AS SHOWN		
DESIGNED BY	DATE		
LT			
DRAWN BY	CAD FILE	SHEET	OF
LT			



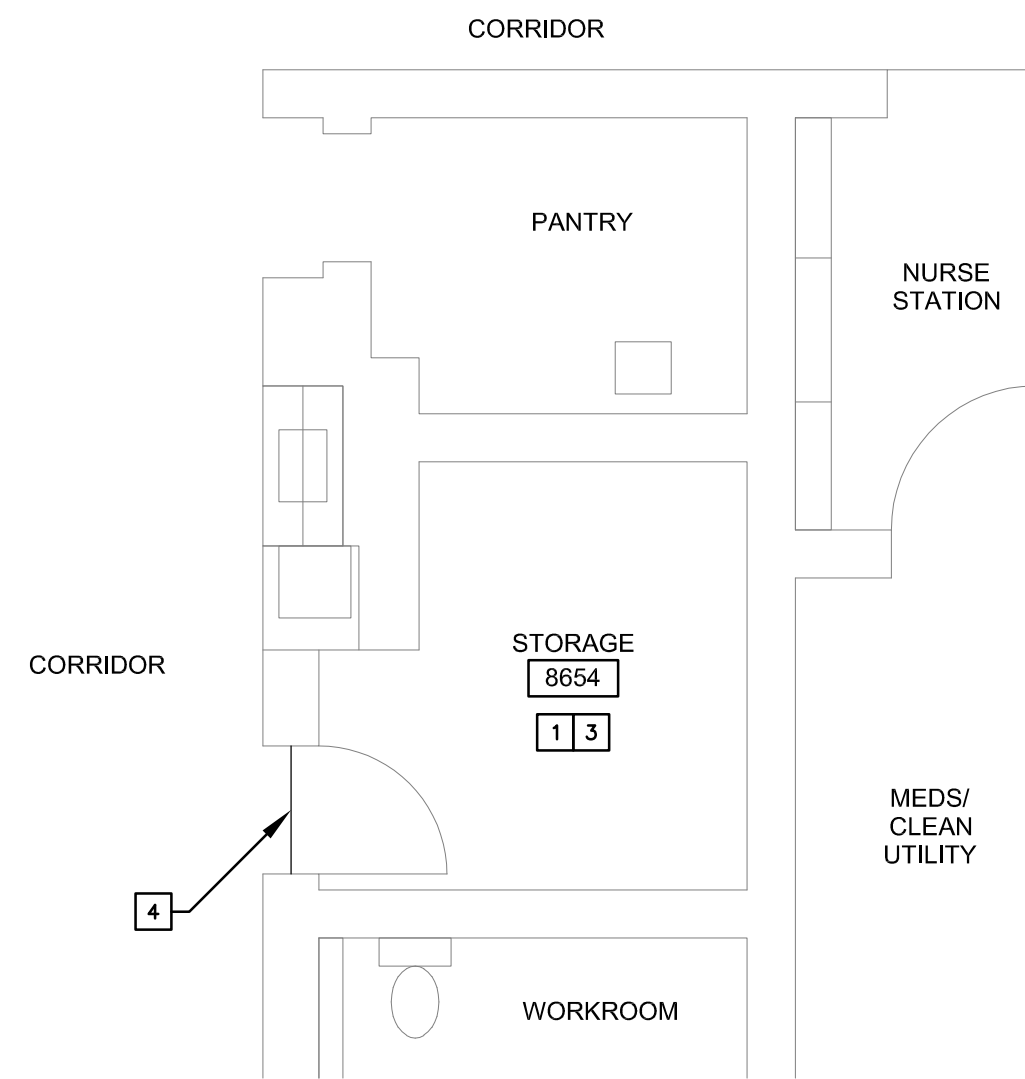
1 PARTIAL PLAN MAIN HOSPITAL RM 7607 AND 7607A
SCALE: 1/4" = 1'-0"



2 PARTIAL PLAN MAIN HOSPITAL RM 7652
SCALE: 1/4" = 1'-0"



3 PARTIAL PLAN MAIN HOSPITAL RM 7676
SCALE: 1/4" = 1'-0"



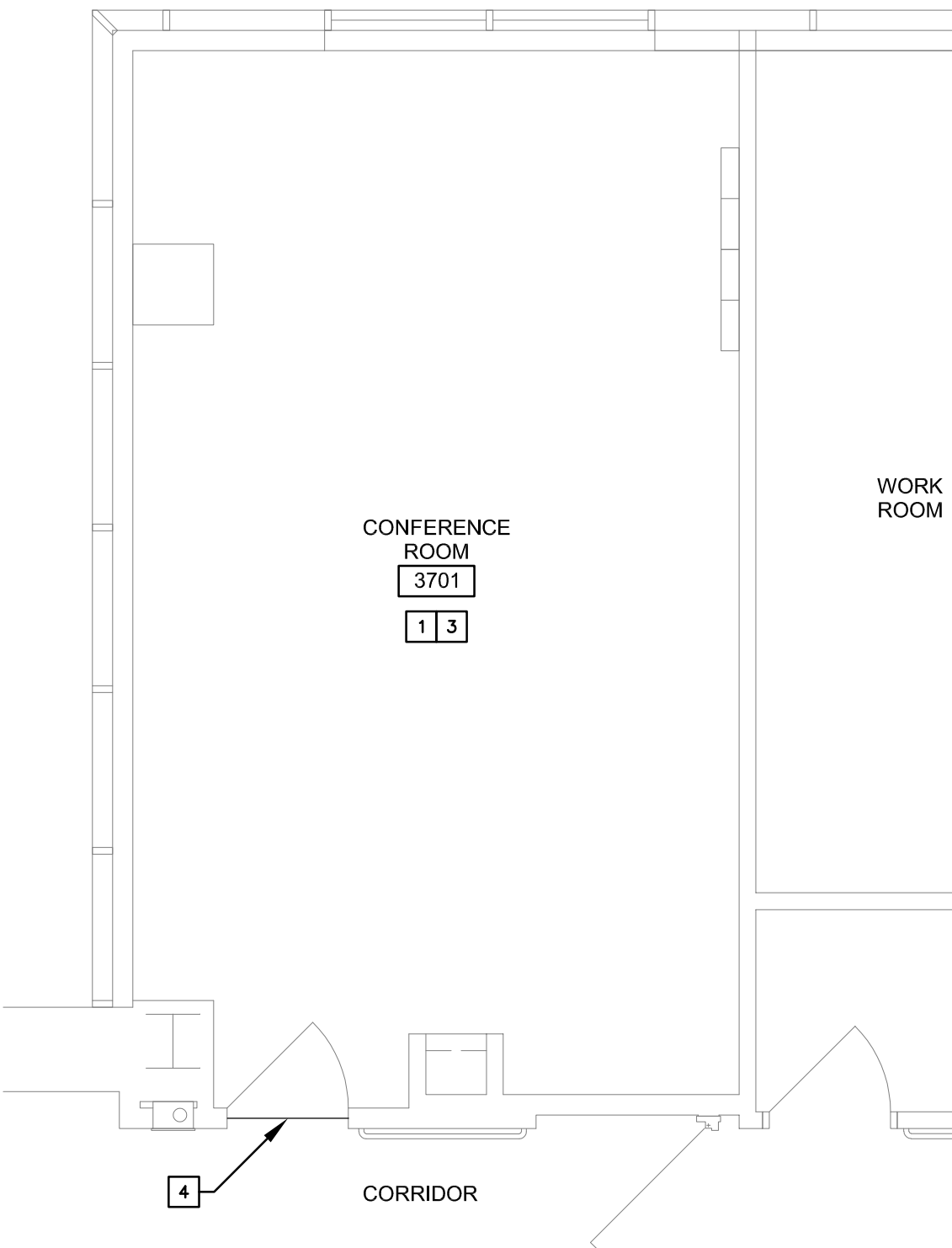
4 PARTIAL PLAN MAIN HOSPITAL RM 8654
SCALE: 1/4" = 1'-0"

GENERAL NOTES

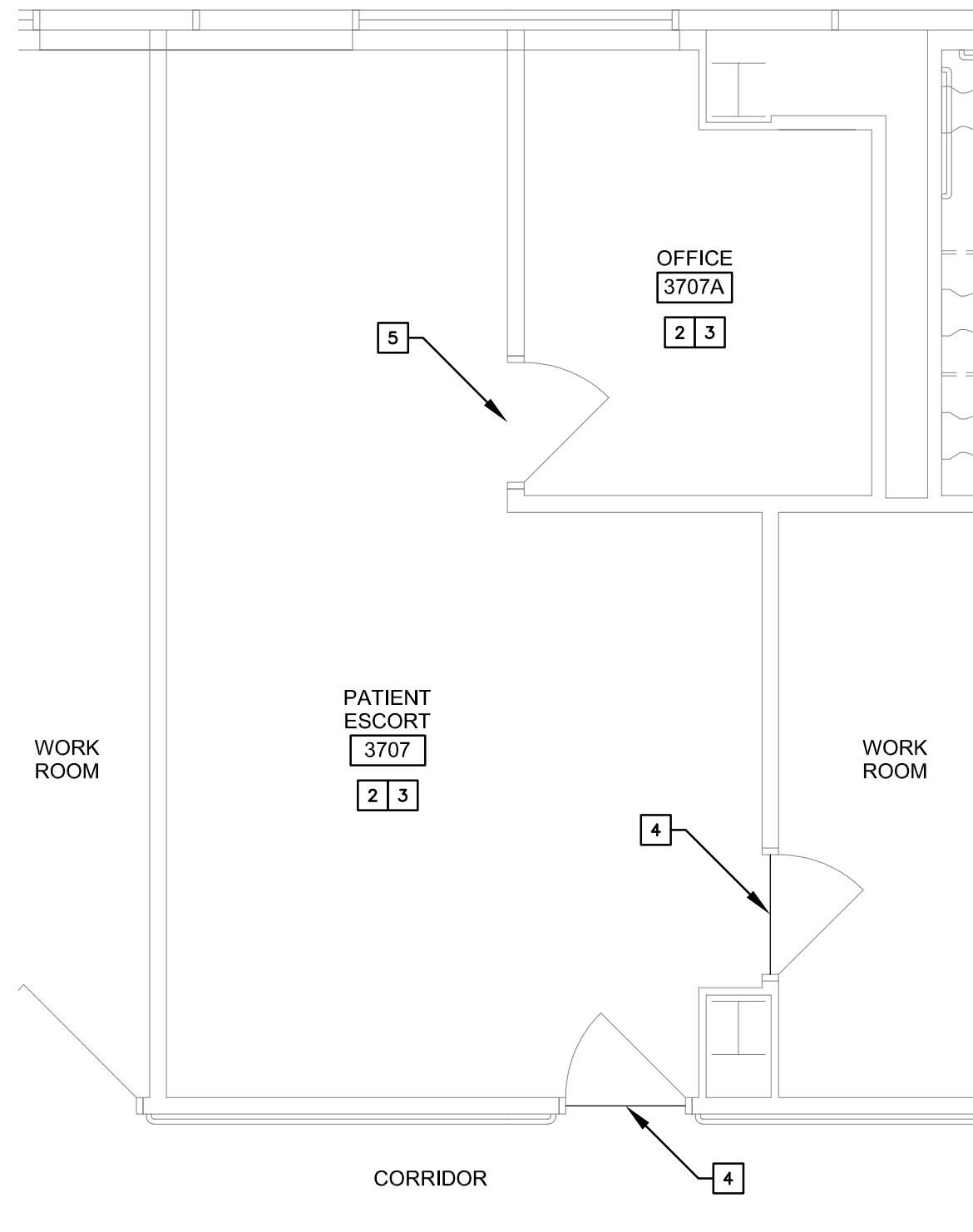
- COORDINATE WITH OWNERS FURNITURE VENDOR FOR REMOVAL AND REINSTALLATION OF FURNISHINGS.
- PREPARE FLOOR TO RECEIVE FLOORING PER MANUFACTURERS INSTRUCTIONS INCLUDING PATCH OR FILL OF HOLES AND DIVOTS.
- WHERE EXISTING FINISHES TO REMAIN ARE DAMAGED DURING CONSTRUCTION, FINISHES INCLUDING THOSE ON WALLS, DOORS, FRAMES, FLOORS, AND CEILINGS ARE TO BE PATCHED, FINISHED AND/OR PAINTED TO MATCH EXISTING ADJACENT FINISH. TAKE NEW PAINT TO NEAREST BREAK POINT.

KEYNOTES

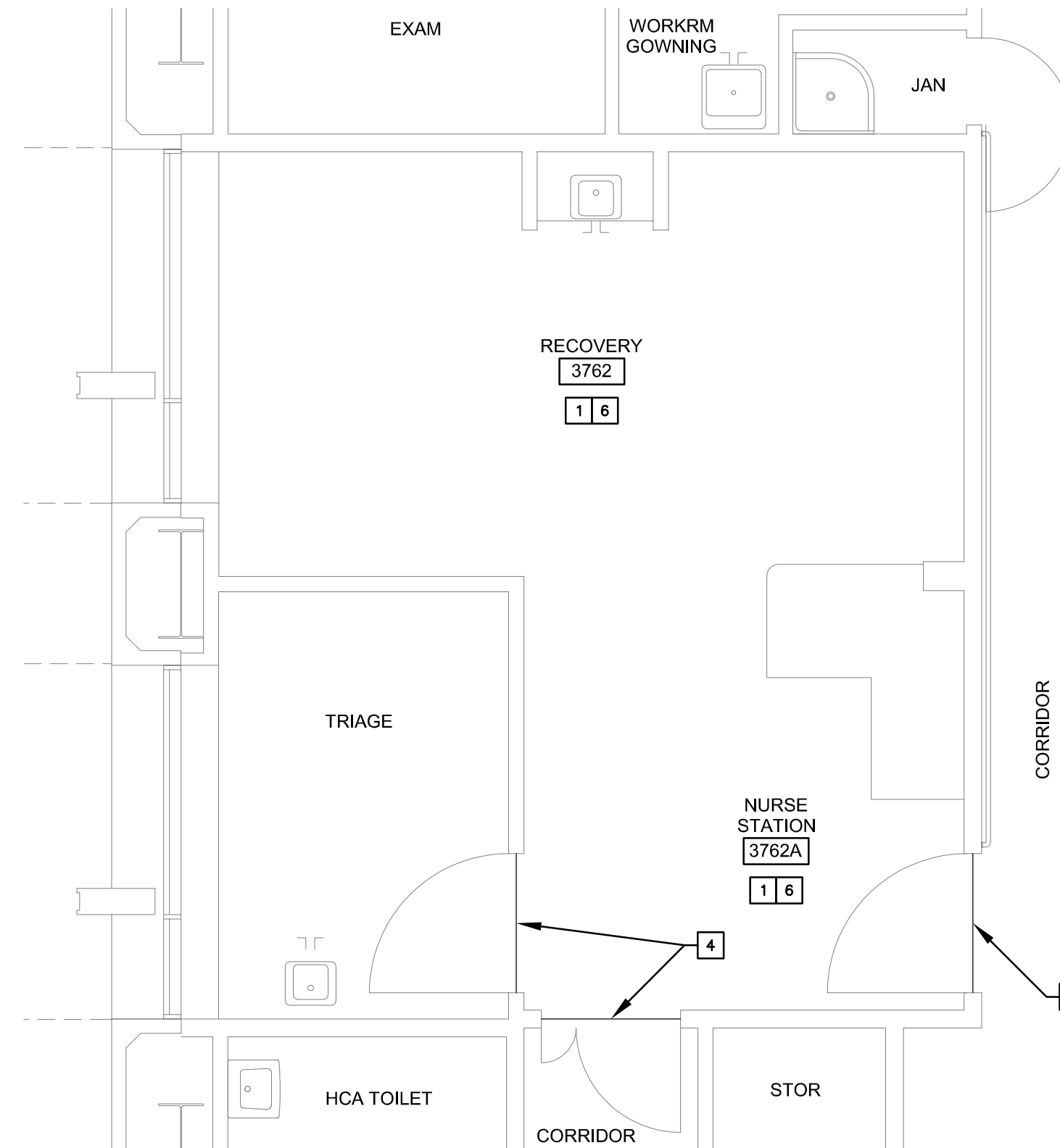
- ALL FURNISHINGS, EQUIPMENT AND APPLIANCES TO BE REMOVED TO STORAGE BY UCDH
- REMOVE SYSTEM FURNITURE AND/OR TALL FILE CABINET ATTACHMENTS AND CONNECTIONS. RETAIN ANCHORS FOR REINSTALLATION FOLLOWING FLOOR INSTALLATION. ALL FURNISHINGS, EQUIPMENT AND APPLIANCES TO BE REMOVED TO STORAGE BY UCDH
- DEMOLISH FLOOR FINISH, TRANSITION STRIPS AND WALL BASE. INSTALL NEW LUXURY VINYL PLANK FLOORING, TRANSITION STRIP WHERE NEW FLOORING HEIGHT VARIES FROM EXISTING OR IS A DIFFERENT MATERIAL AND 6" WALL BASE
- DEMOLISH TRANSITION STRIP AND FLOOR FINISH TO EDGE OF EXISTING FLOORING TO REMAIN
- NEW FLOORING CAN BE CONTINUOUS THROUGH DOOR INTO ADJACENT ROOM ALSO SCHEDULED FOR NEW FLOORING OR CAN BE INSTALLED TO CENTERLINE OF CLOSED DOOR TO ACCOMMODATE CHANGE IN PATTERN LAYOUT AS NEEDED
- DEMOLISH FLOOR FINISH, TRANSITIONS STRIPS AND BASE. INSTALL SHEET FLOORING WITH WELDED SEAMS AND 4" ARMOR COVE BASE. PROVIDE TRANSITION STRIP WHERE NEW FLOORING HEIGHT VARIES FROM EXISTING OR IS A DIFFERENT MATERIAL
- FORBO FLOORING TO PROVIDE FLOOR AND BASE MATERIALS FOR MOCK-UP IN THIS SPACE. CONTRACTOR TO INSTALL. CONTACT OWNERS REPRESENTATIVE FOR FORBO FLOORING REPRESENTATIVE CONTACT INFORMATION FOR COORDINATION



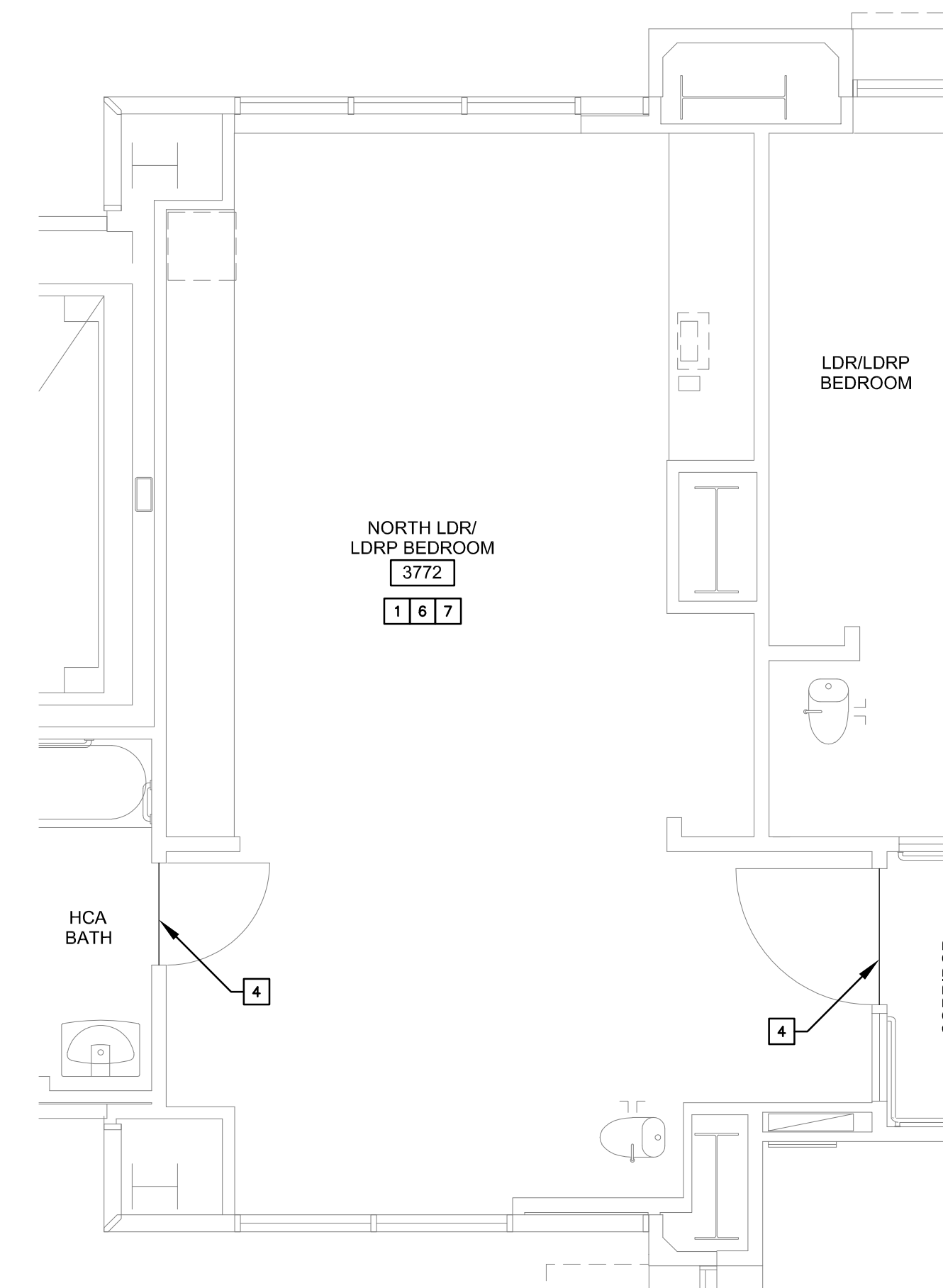
5 PARTIAL PLAN DAVIS TOWER ROOM 3701
SCALE: 1/4" = 1'-0"



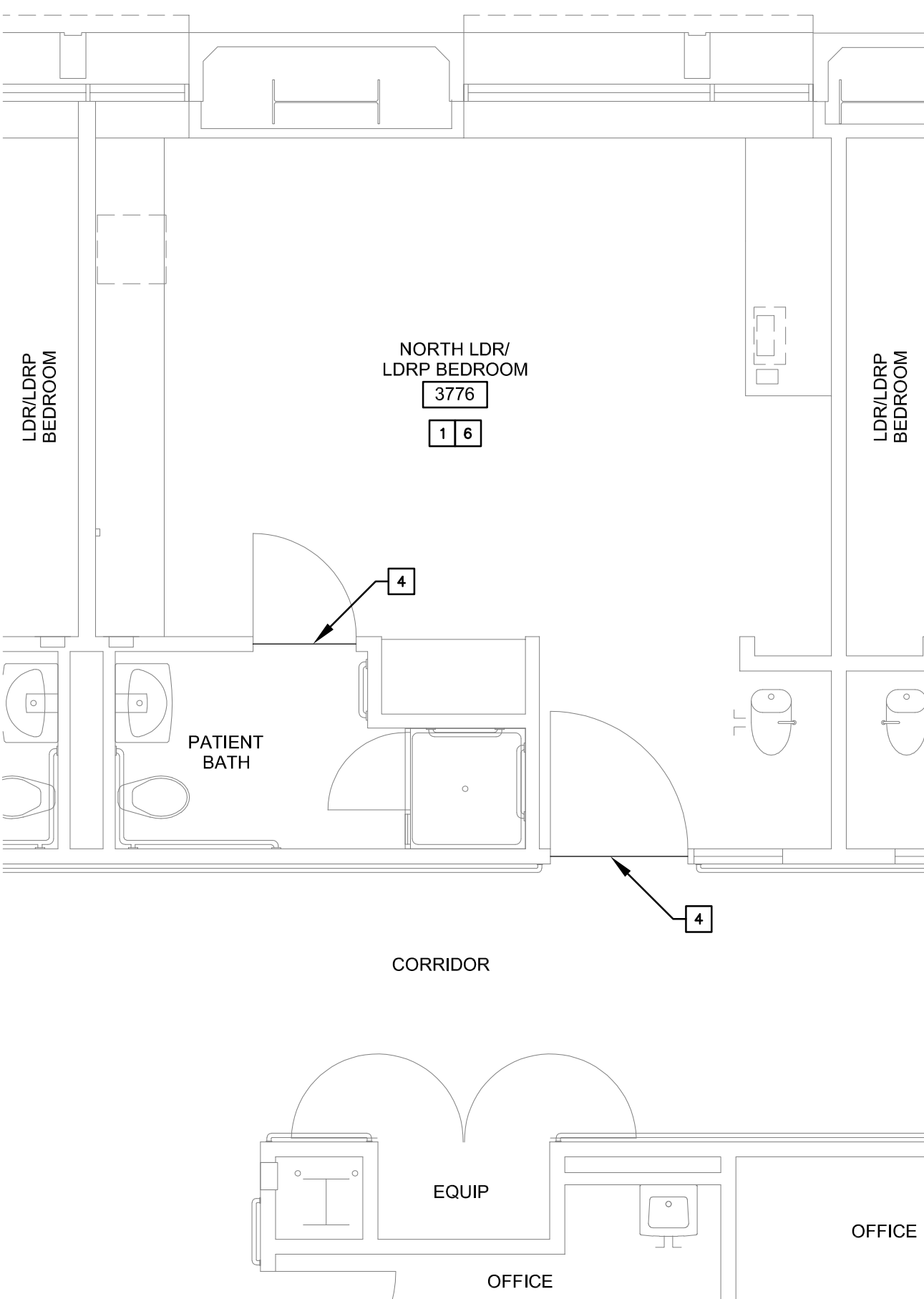
6 PARTIAL PLAN DAVIS TOWER RMS 3707, 3707A
SCALE: 1/4" = 1'-0"



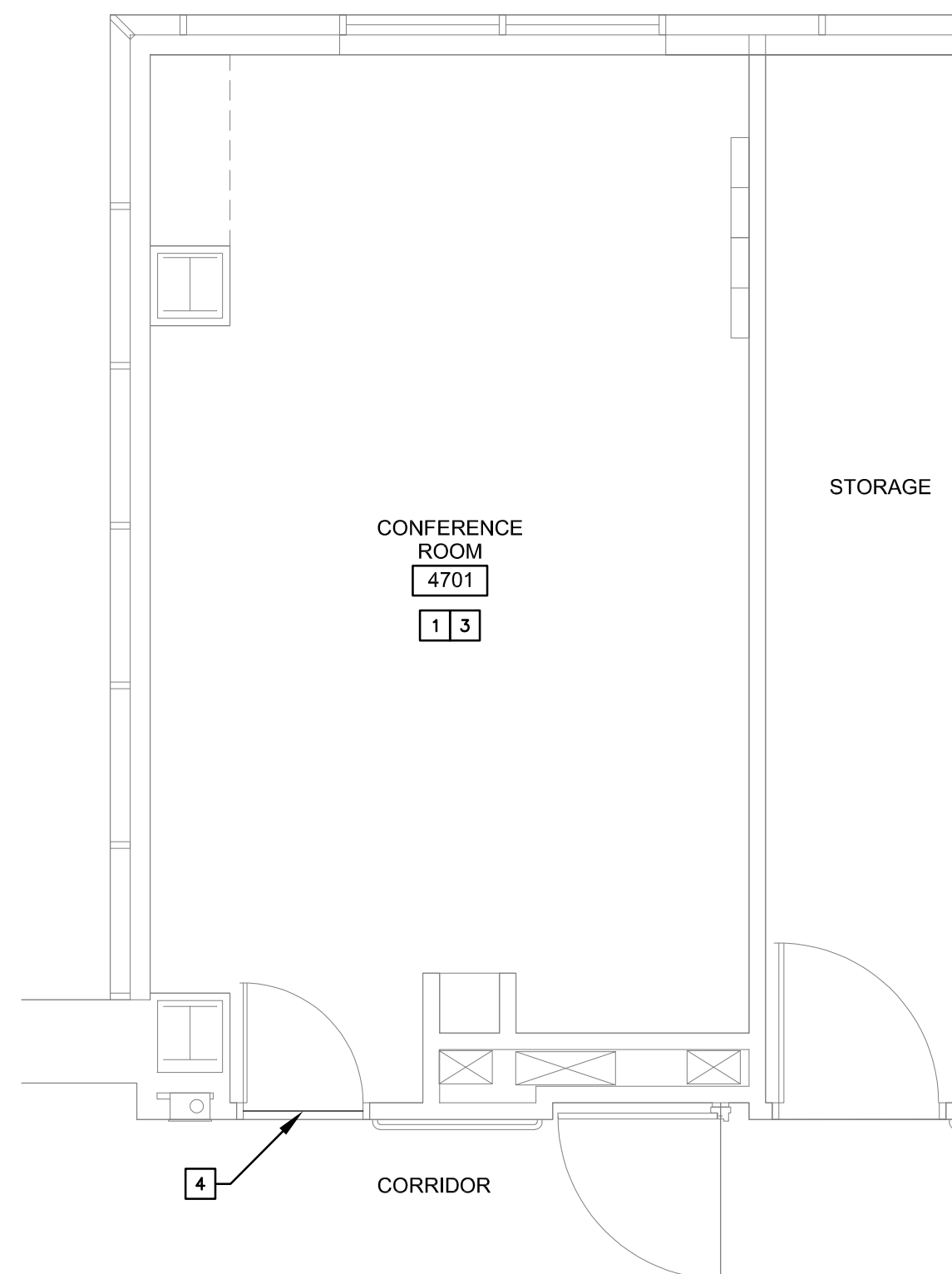
7 PARTIAL PLAN DAVIS TOWER RMS 3762 AND 3762A
SCALE: 1/4" = 1'-0"



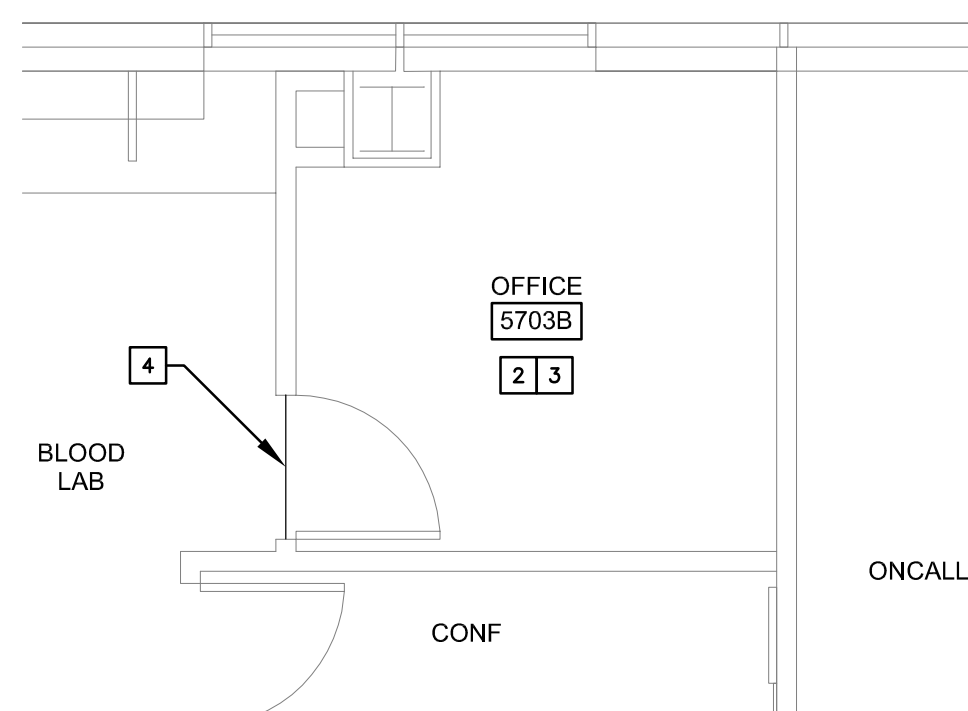
8 PARTIAL PLAN DAVIS TOWER ROOM 3772
SCALE: 1/4" = 1'-0"



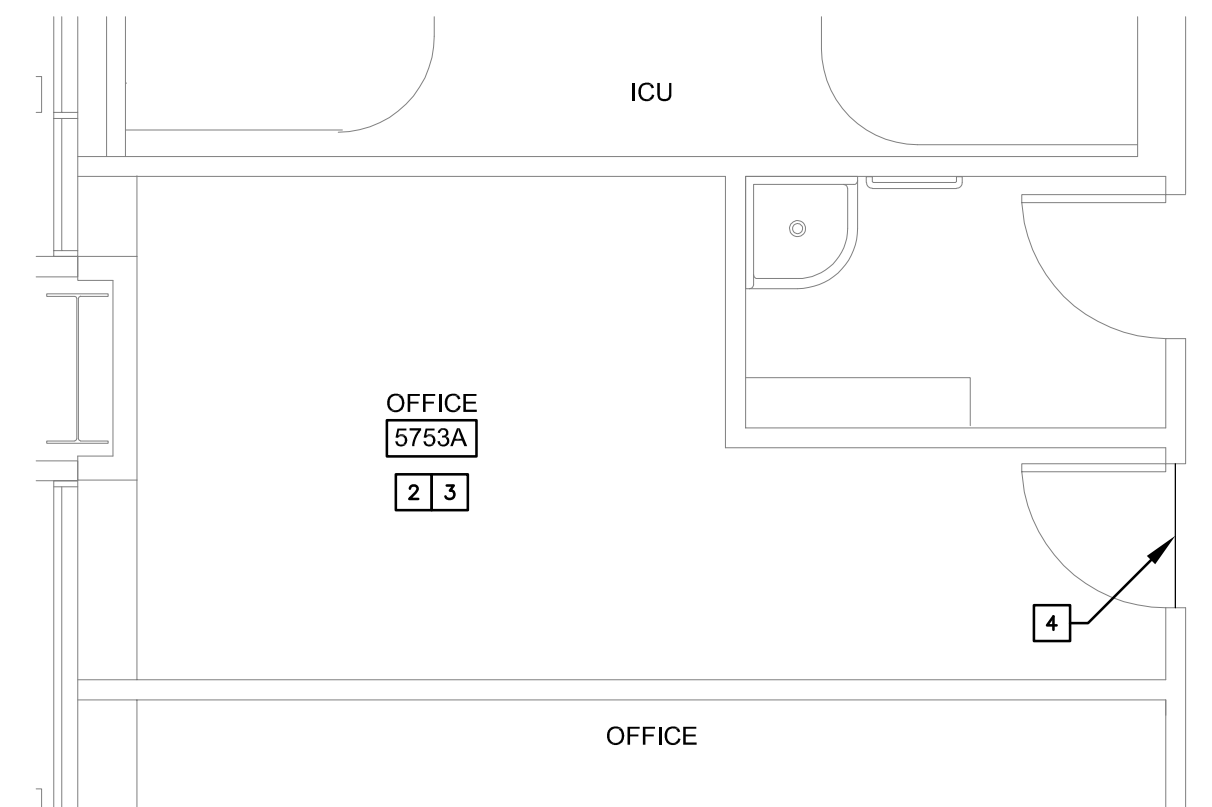
9 PARTIAL PLAN DAVIS TOWER ROOM 3776
SCALE: 1/4" = 1'-0"



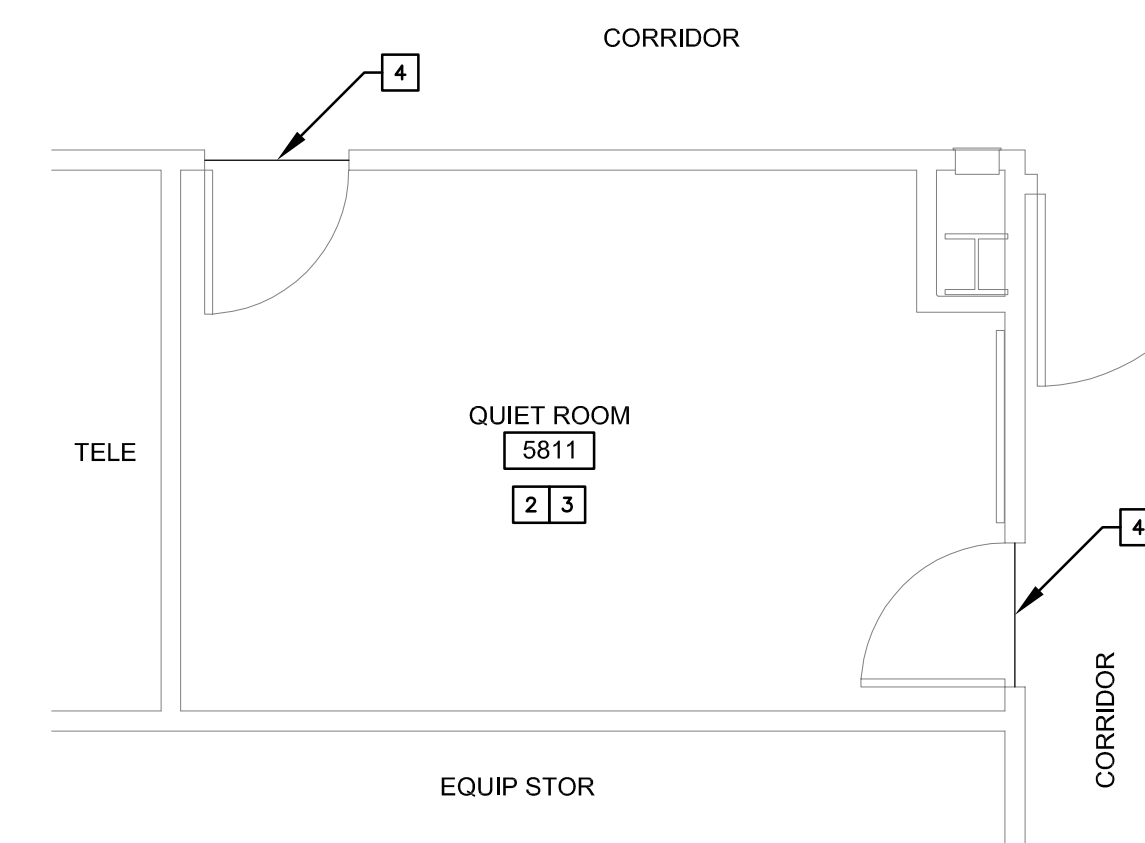
10 PARTIAL PLAN DAVIS TOWER ROOM 4701
SCALE: 1/4" = 1'-0"



11 PARTIAL PLAN DAVIS TOWER RM 5703B
SCALE: 1/4" = 1'-0"



12 PARTIAL PLAN DAVIS TOWER ROOM 5753A
SCALE: 1/4" = 1'-0"



13 PARTIAL PLAN DAVIS TOWER ROOM 5811
SCALE: 1/4" = 1'-0"


UC DAVIS HEALTH

FACILITIES DESIGN & CONSTRUCTION
4800 2ND AVENUE SUITE 3010
SACRAMENTO, CALIFORNIA 95817
(916) 734-7024

CONSULTANTS:



STAMPS OF RECORD:



THIS ISSUE	ISSUED FOR:	DATE
●	PLAN REVIEW	11-18-22
	BIDDING	12-1-22
	CONSTRUCTION	
REV	REVISION DESCRIPTION	DATE

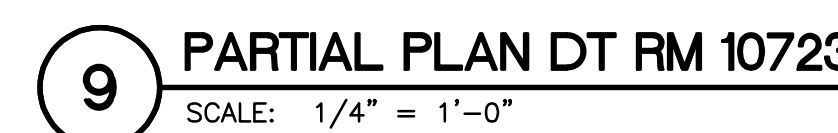
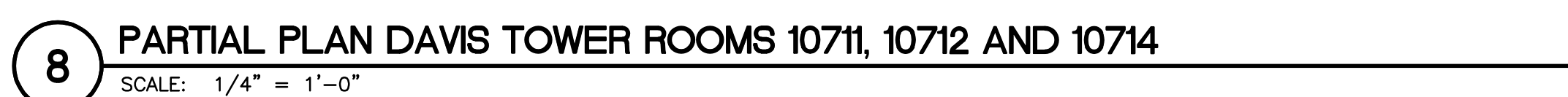
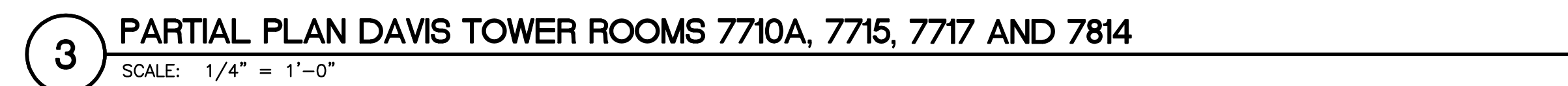
100% CONSTRUCTION DOCUMENTS

ACCOUNT NO. M053094
SUBJECT: MAIN HOSPITAL (MH) AND DAVIS TOWER (DT) FLOORING
FLOORING: MH 7TH, 8TH; DT 3RD, 4TH, 5TH
PROJECT TITLE: MAIN HOSP/DT/SESP PCS CARPET REMOVAL
SHEET TITLE: MAIN HOSPITAL, DAVIS TOWER - ENLARGED FLOOR PLANS

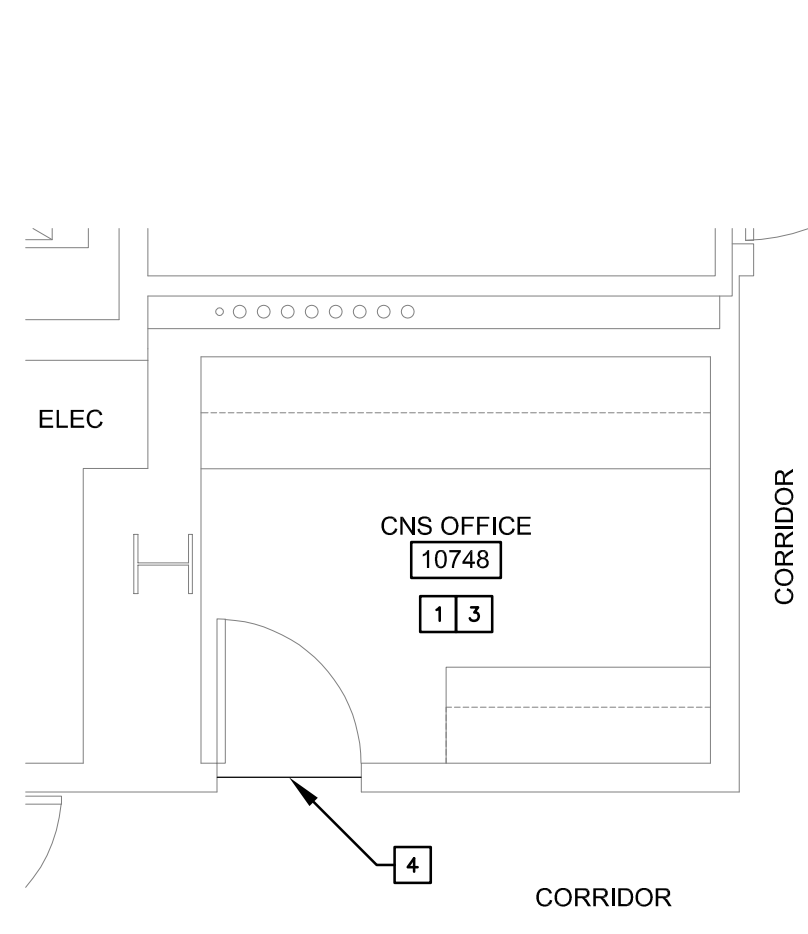
AGENCY APPROVAL		

ARCH/ENGR	FD&C JOB NO.	SHEET NO.
L. THOMAS		
UCDMC PROJECT MANAGER	SCALE	
K. LAKE	AS SHOWN	
DESIGNED BY	DATE	
LT		
DRAWN BY	CAD FILE	SHEET OF
LT		

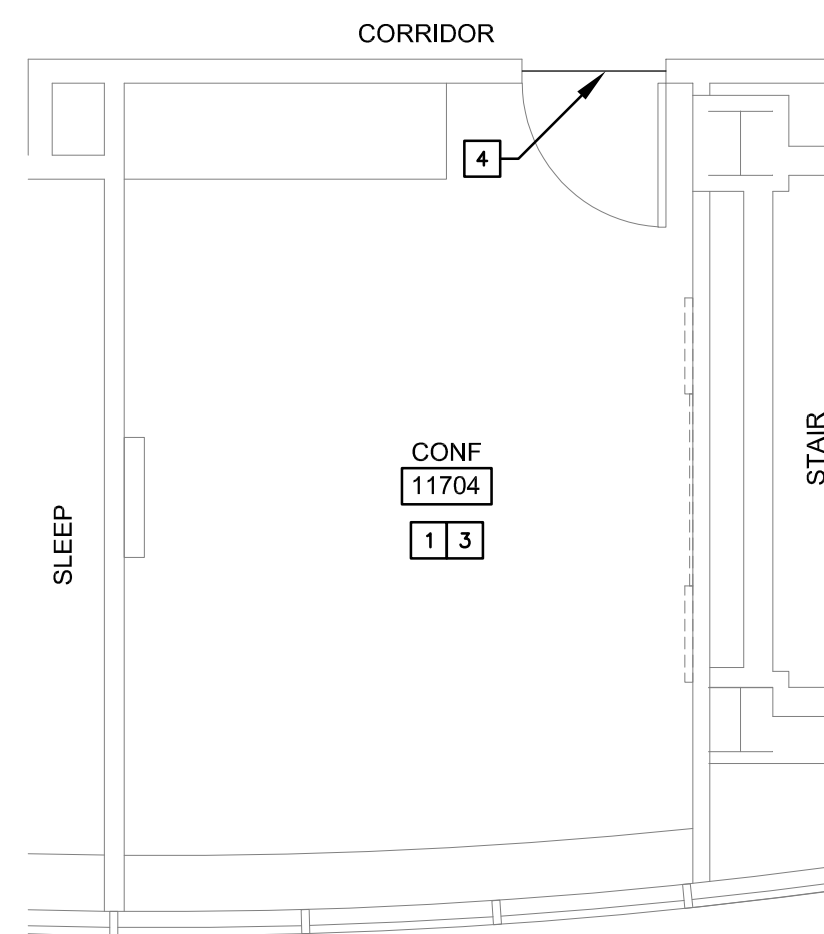
A2.02



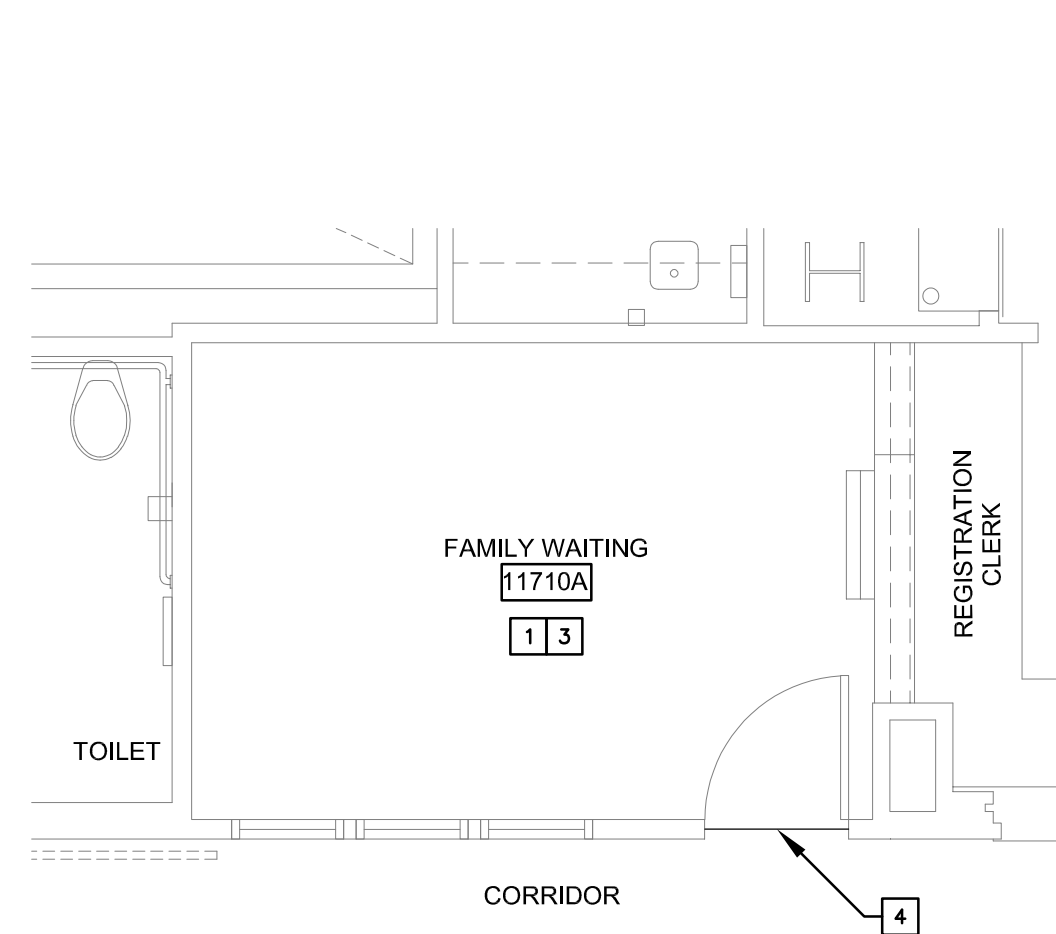
ARCH.\ENGR.		FD&C JOB NO.	SHEET NO.	
L. THOMAS		SCALE	A2.03	
UCDINC PROJECT MANAGER		AS SHOWN		
K. LAKE				
DESIGNED BY		DATE		
LT				
DRAWN BY		CAD FILE	SHEET	OF
LT				



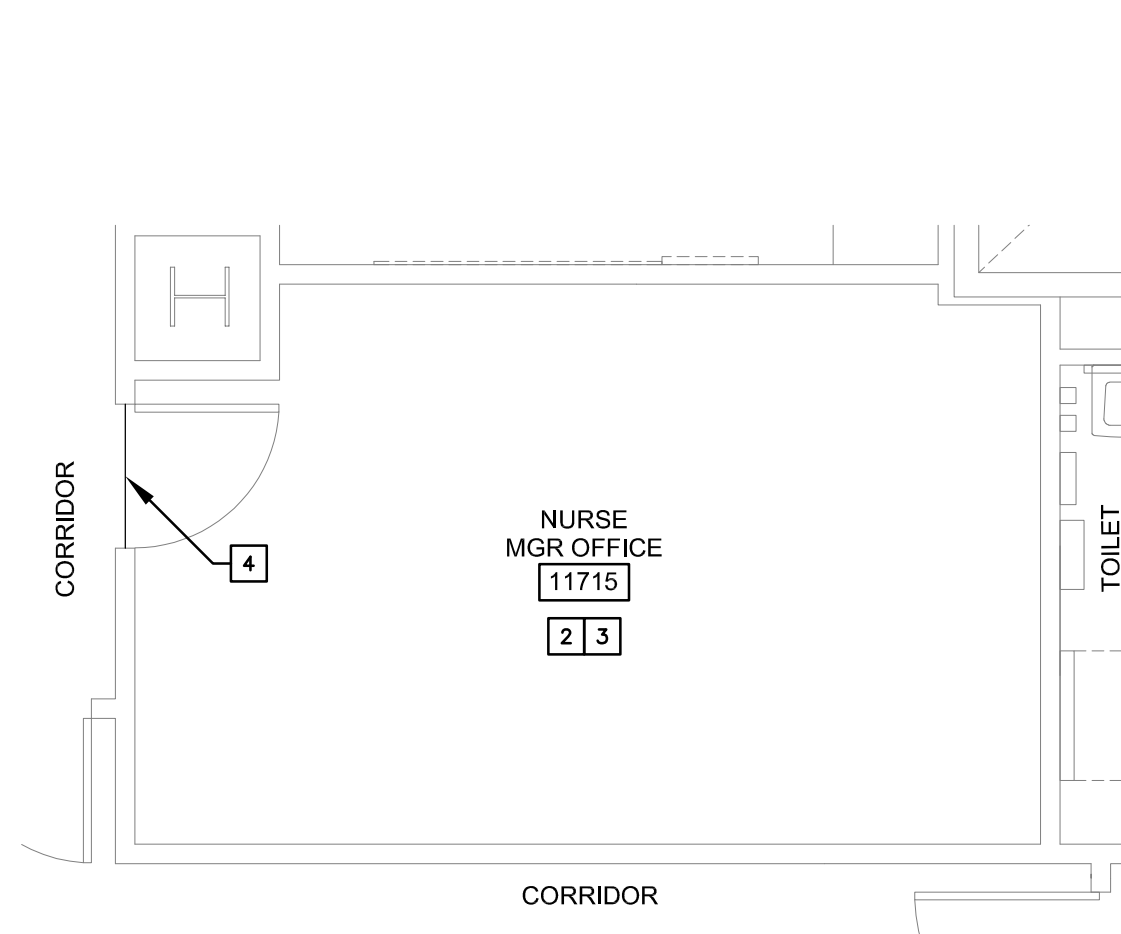
1 PARTIAL PLAN DT RM 10748
SCALE: 1/4" = 1'-0"



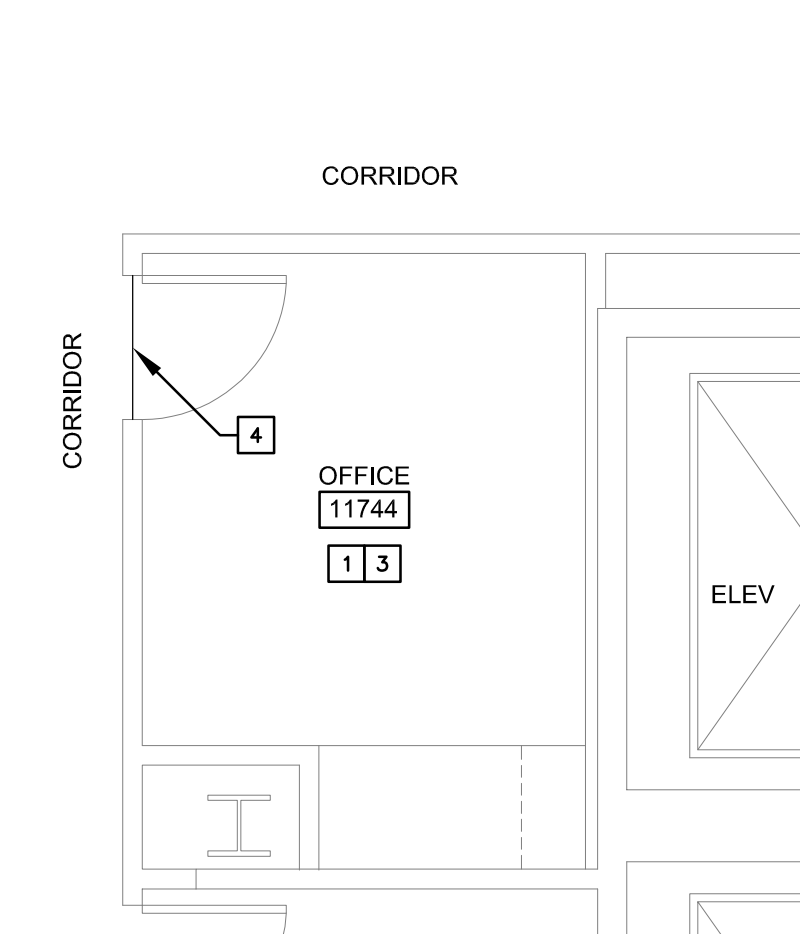
2 PARTIAL PLAN DT RM 11704
SCALE: 1/4" = 1'-0"



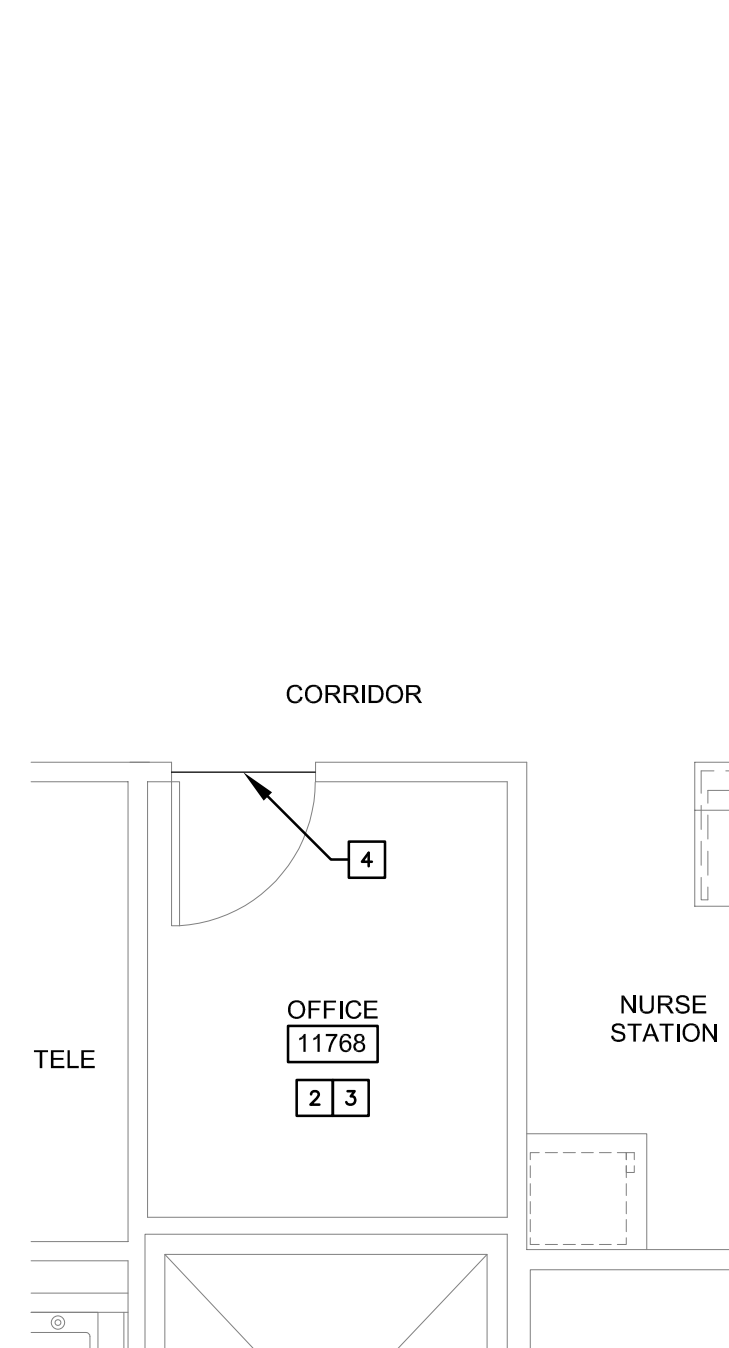
3 PARTIAL PLAN DT RM 11710A
SCALE: 1/4" = 1'-0"



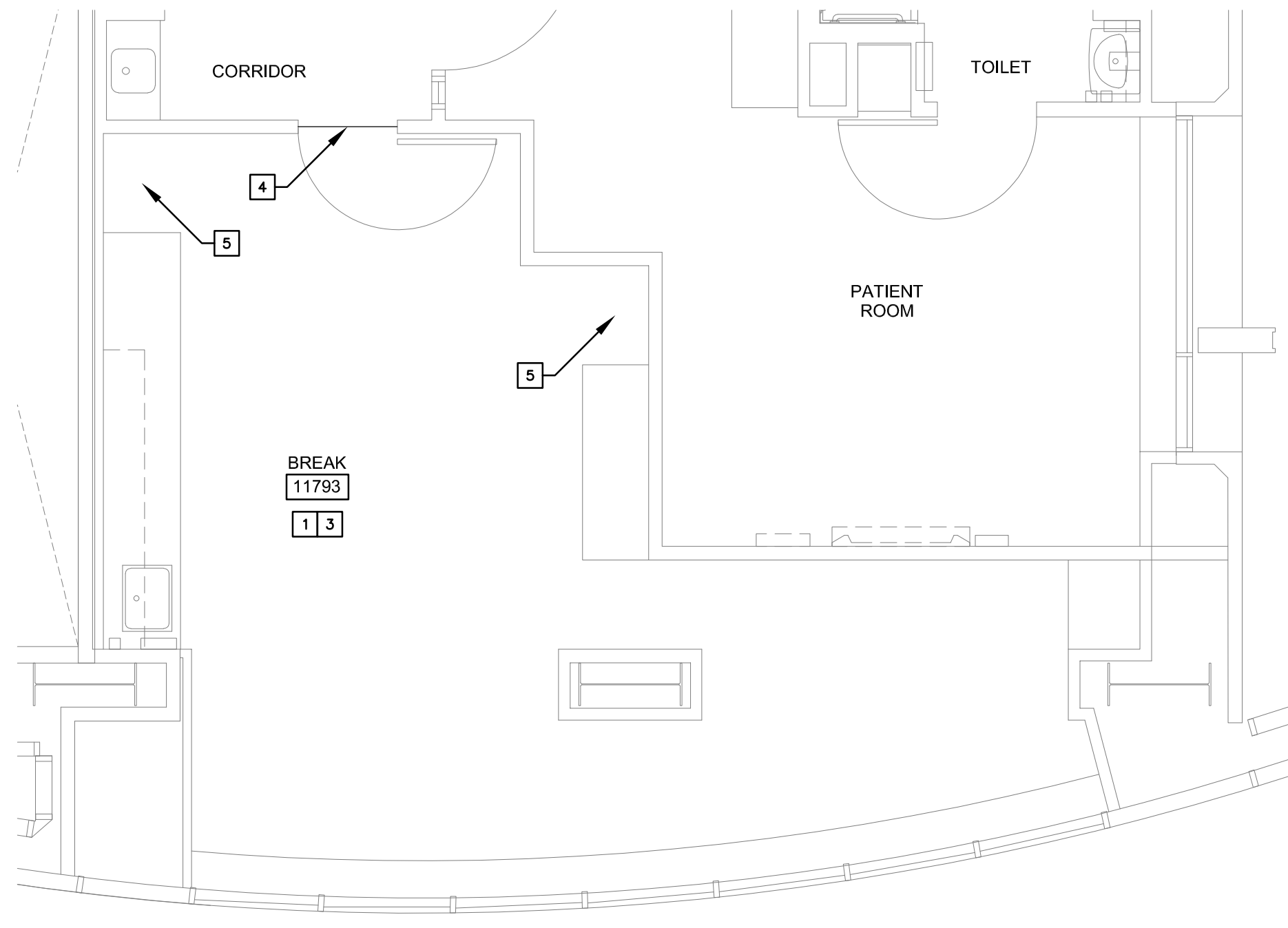
4 PARTIAL PLAN DAVIS TOWER RM 11715
SCALE: 1/4" = 1'-0"



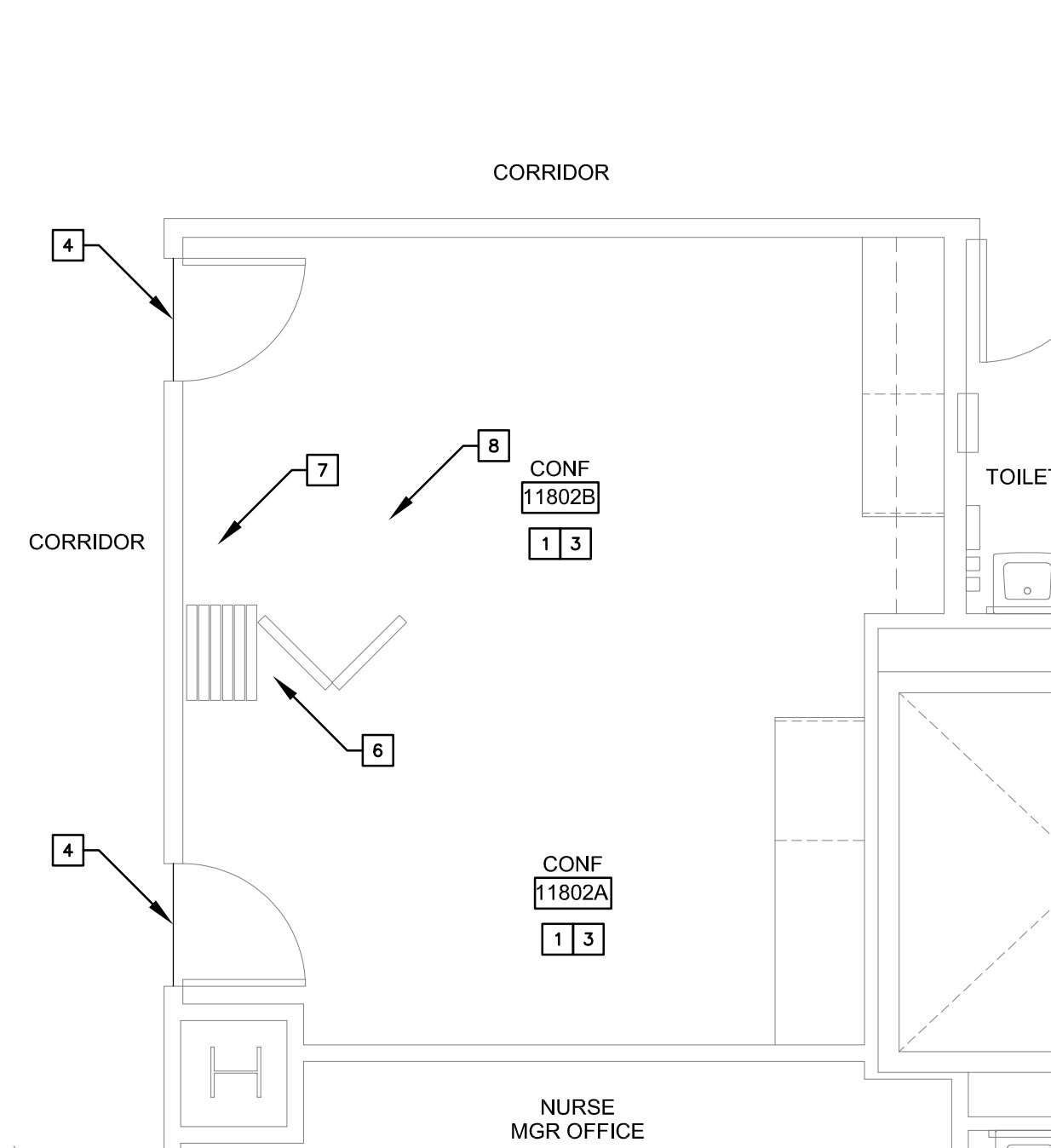
5 PARTIAL PLAN DT RM 11744
SCALE: 1/4" = 1'-0"



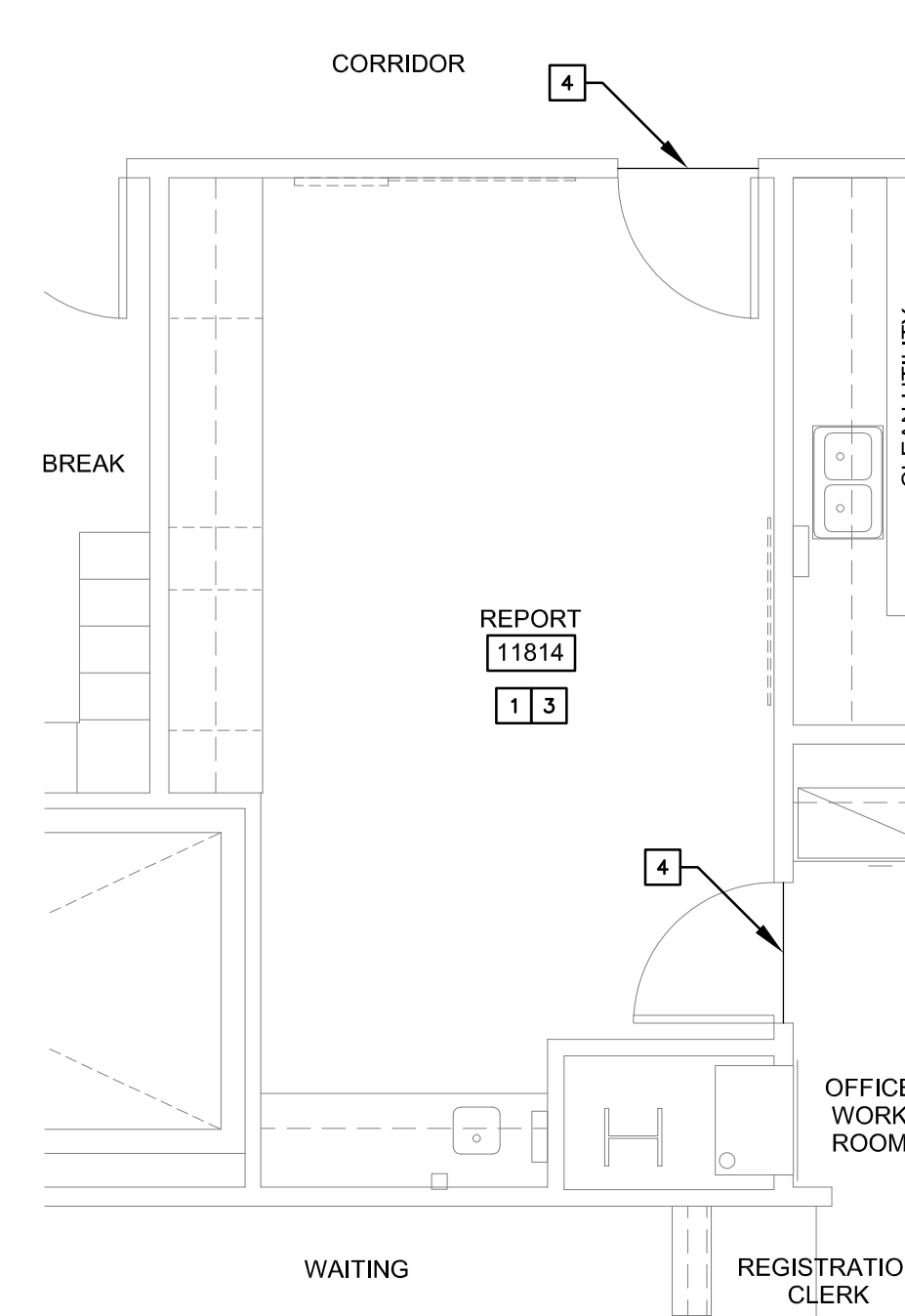
6 PARTIAL PLAN DT 11768
SCALE: 1/4" = 1'-0"



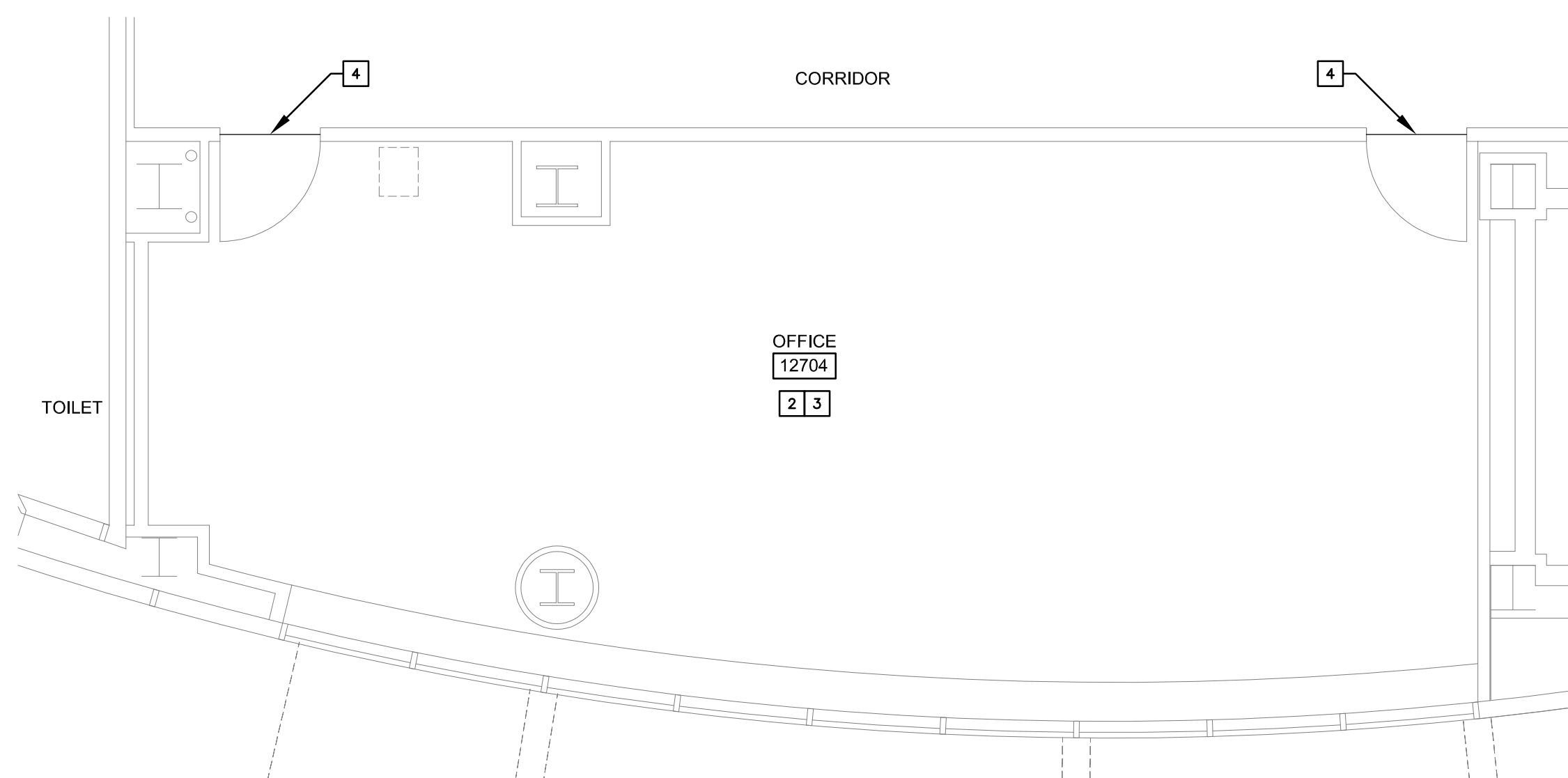
7 PARTIAL PLAN DAVIS TOWER ROOM 11793
SCALE: 1/4" = 1'-0"



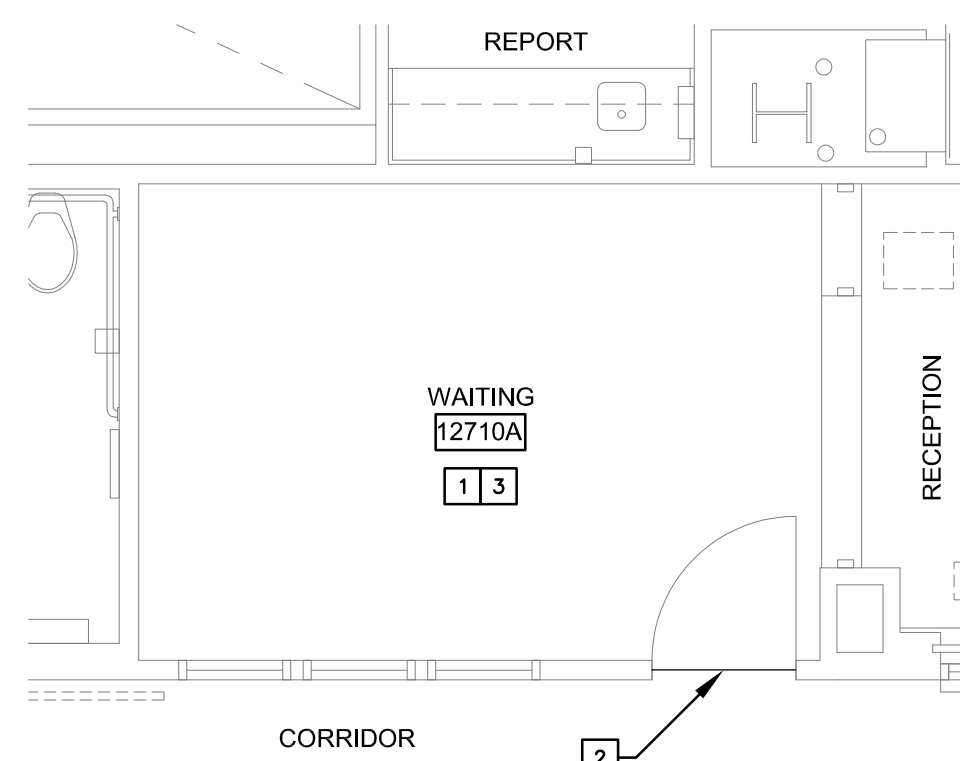
8 PARTIAL PLAN DT RMS 11802A AND 11802B
SCALE: 1/4" = 1'-0"



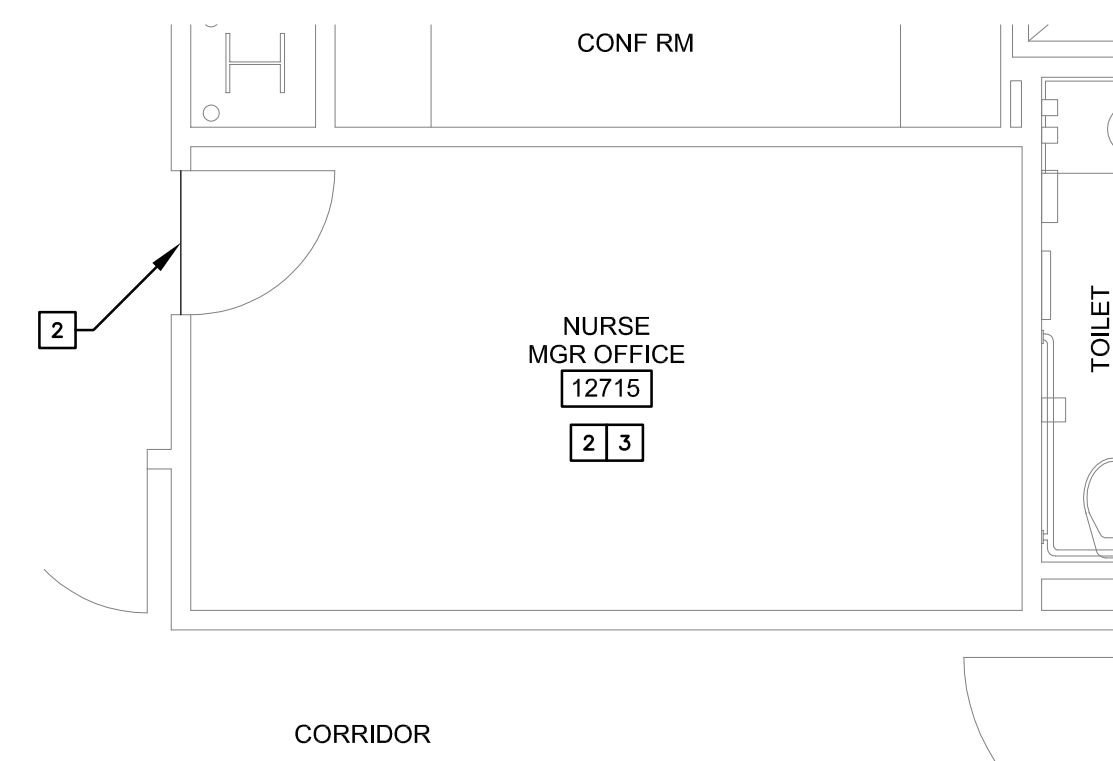
9 PARTIAL PLAN DT ROOM 11814
SCALE: 1/4" = 1'-0"



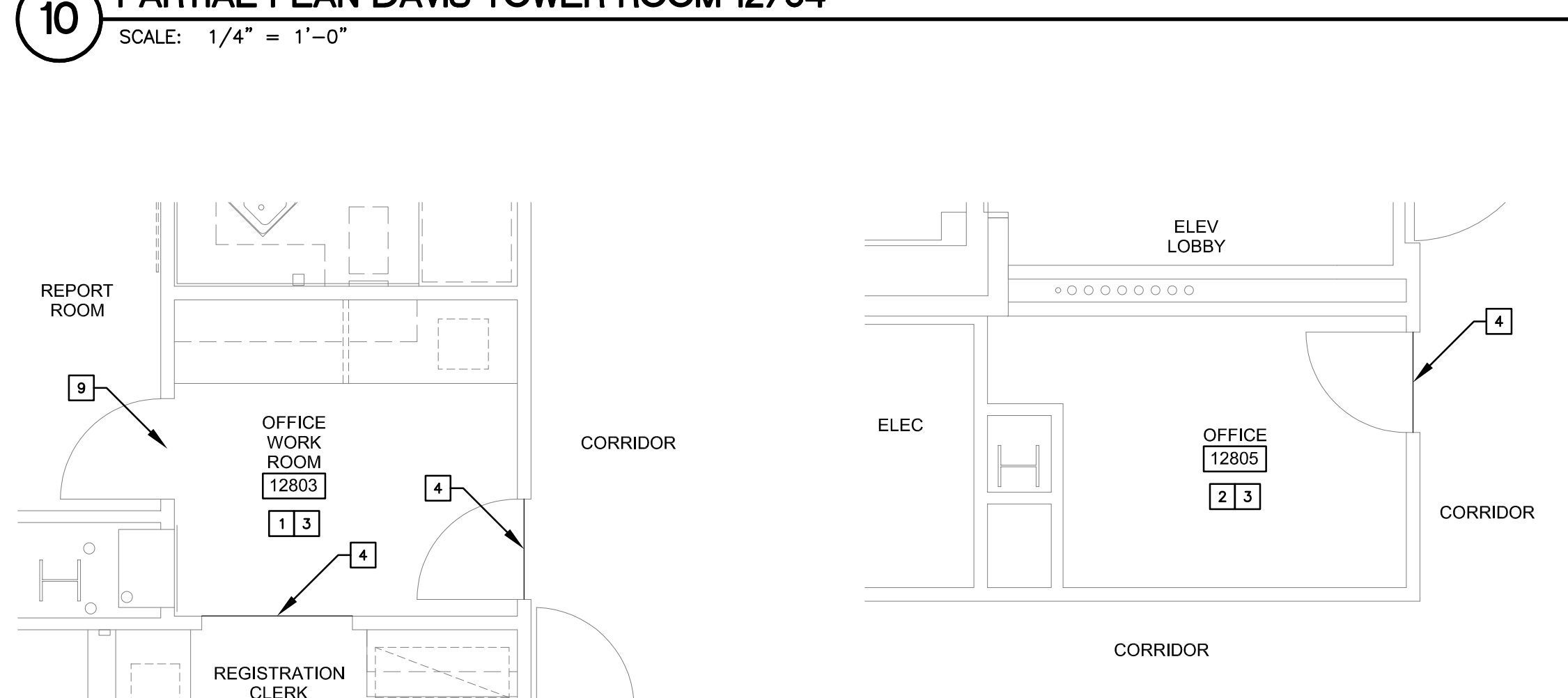
10 PARTIAL PLAN DAVIS TOWER ROOM 12704
SCALE: 1/4" = 1'-0"



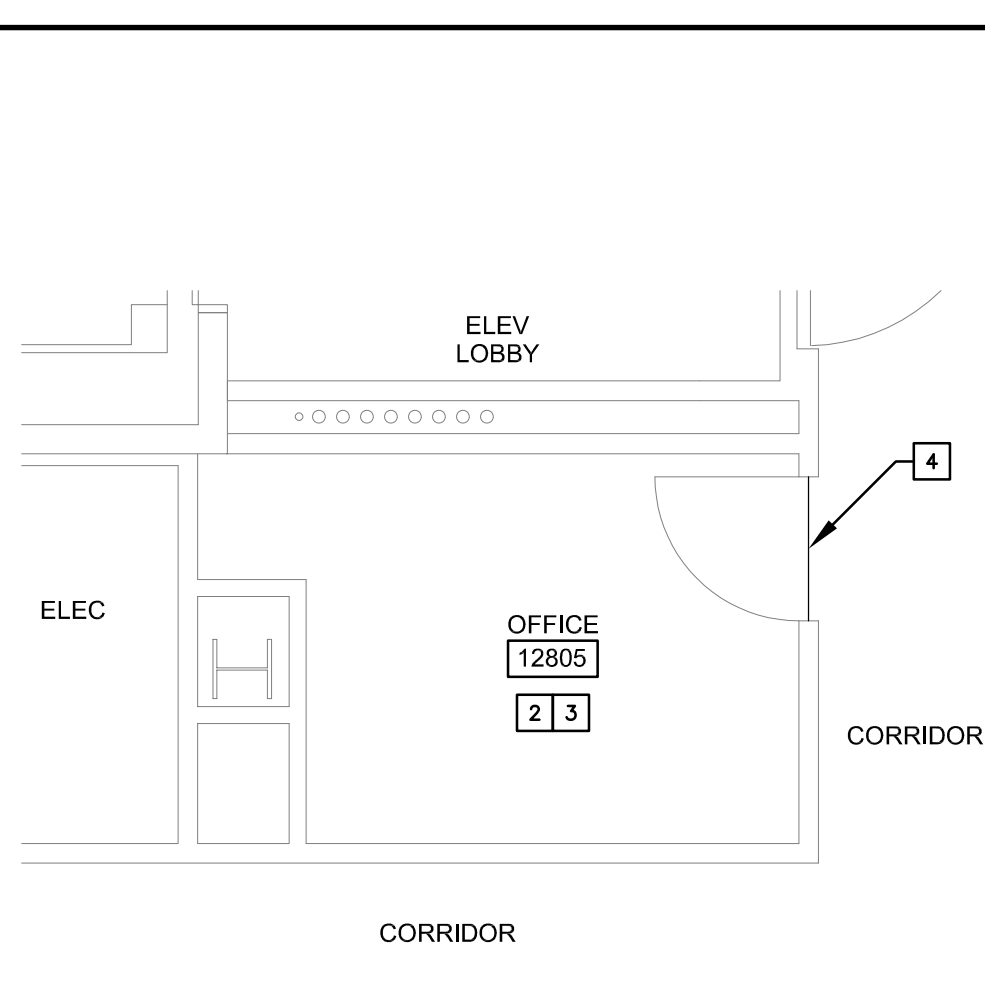
11 PARTIAL PLAN DT RM 12710A
SCALE: 1/4" = 1'-0"



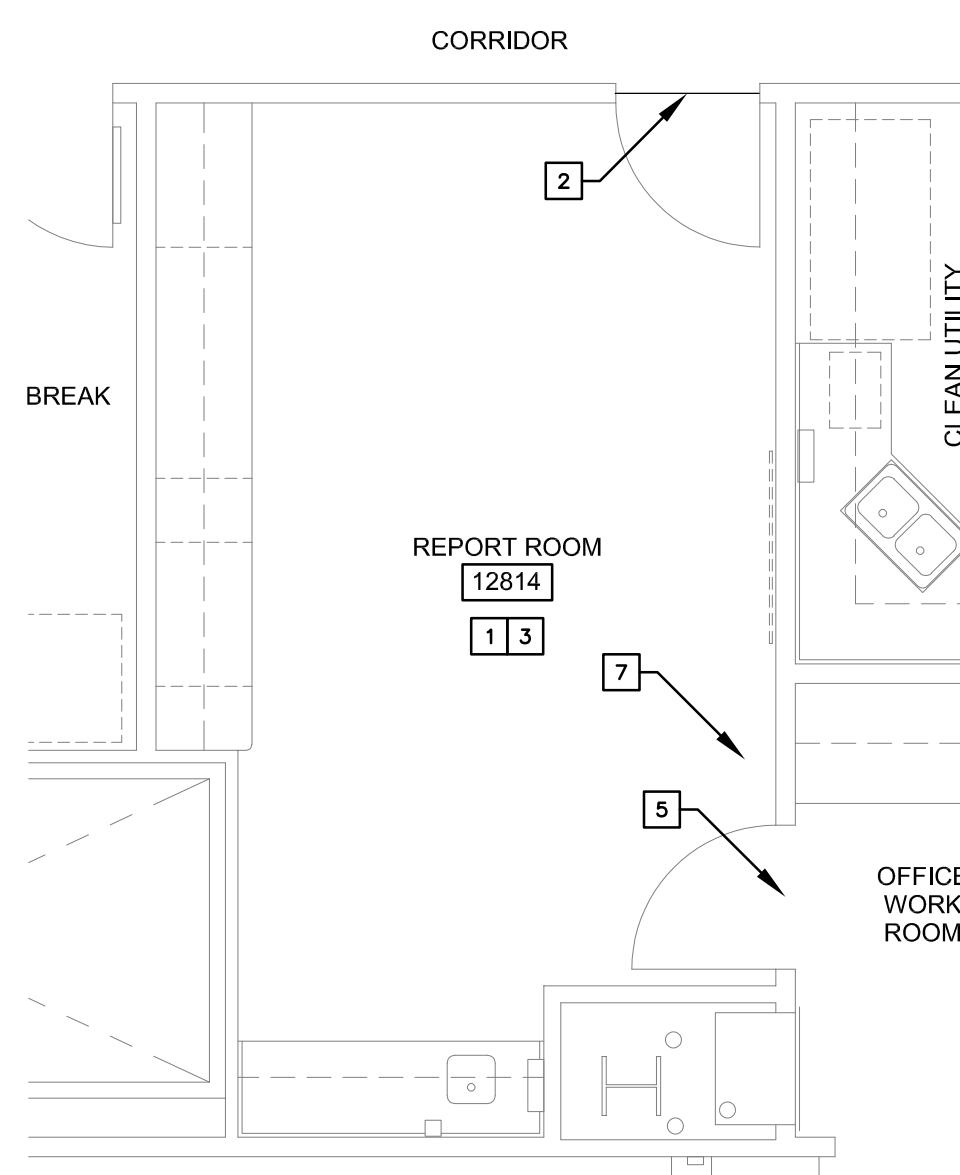
12 PARTIAL PLAN DT ROOM 12715
SCALE: 1/4" = 1'-0"



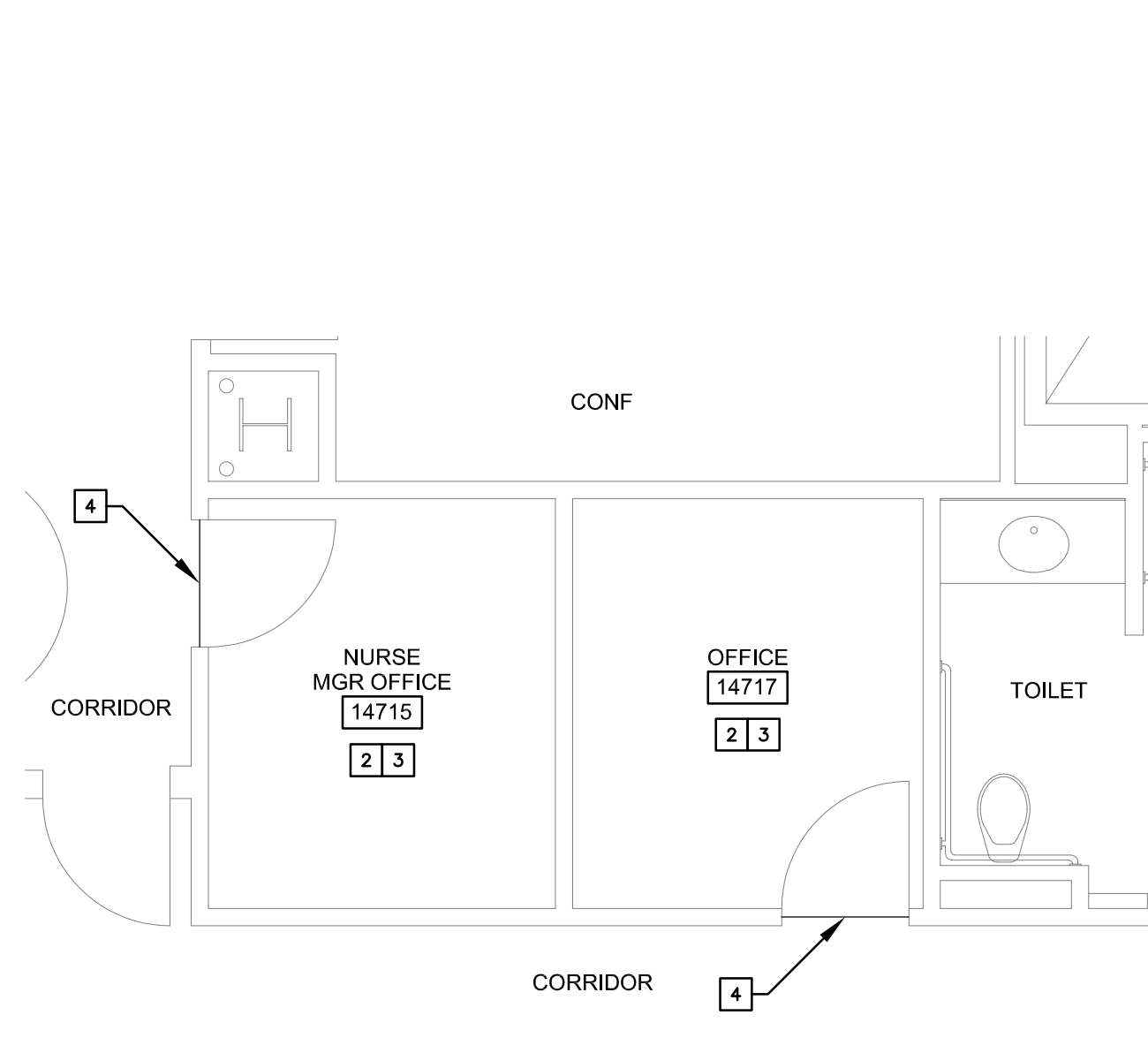
14 PARTIAL PLAN DT RM 12803
SCALE: 1/4" = 1'-0"



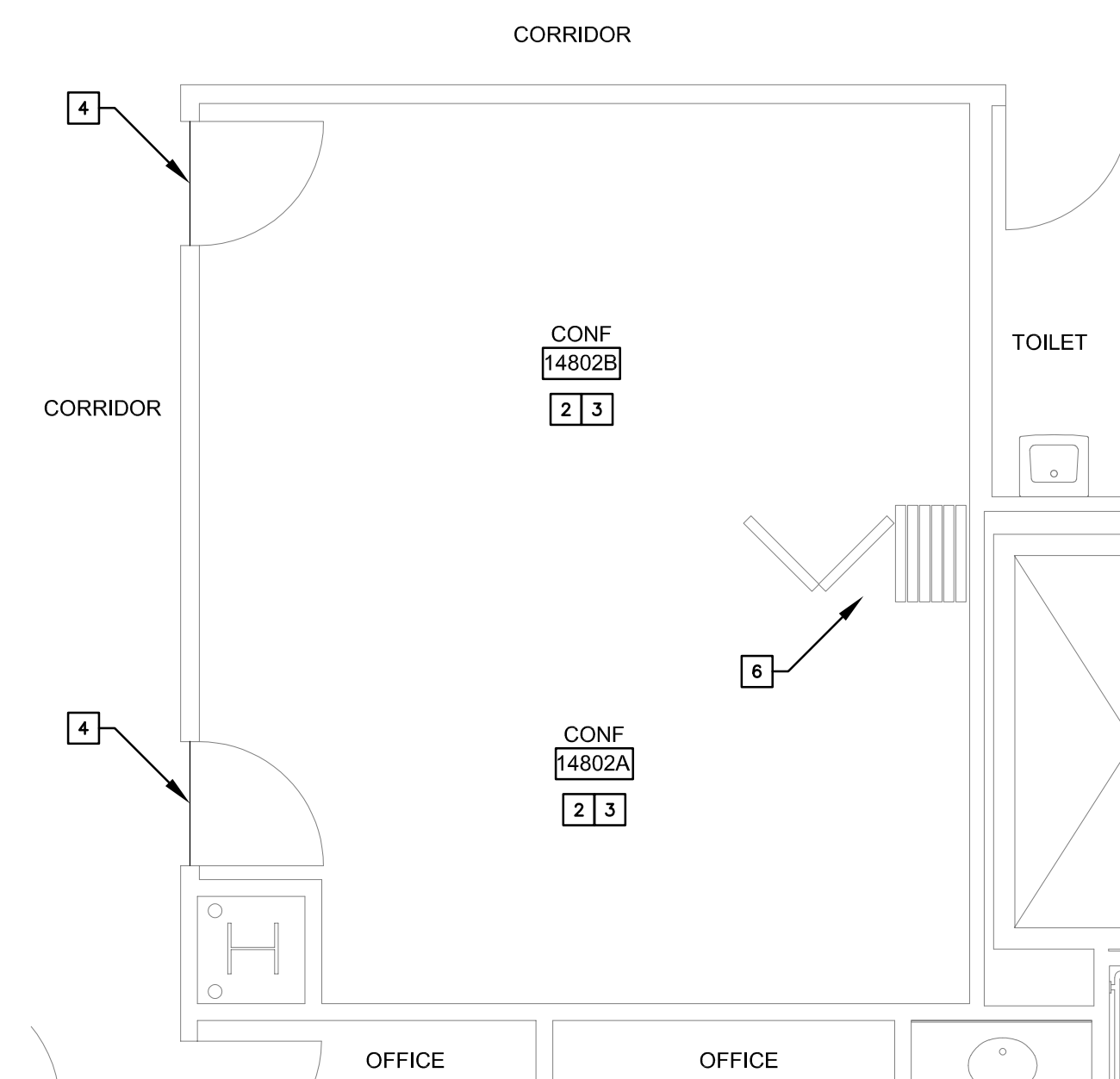
15 PARTIAL PLAN DT RM 12805
SCALE: 1/4" = 1'-0"



16 PARTIAL PLAN DT RM 12814
SCALE: 1/4" = 1'-0"



17 PARTIAL PLAN DT RMS 14715 AND 14717
SCALE: 1/4" = 1'-0"



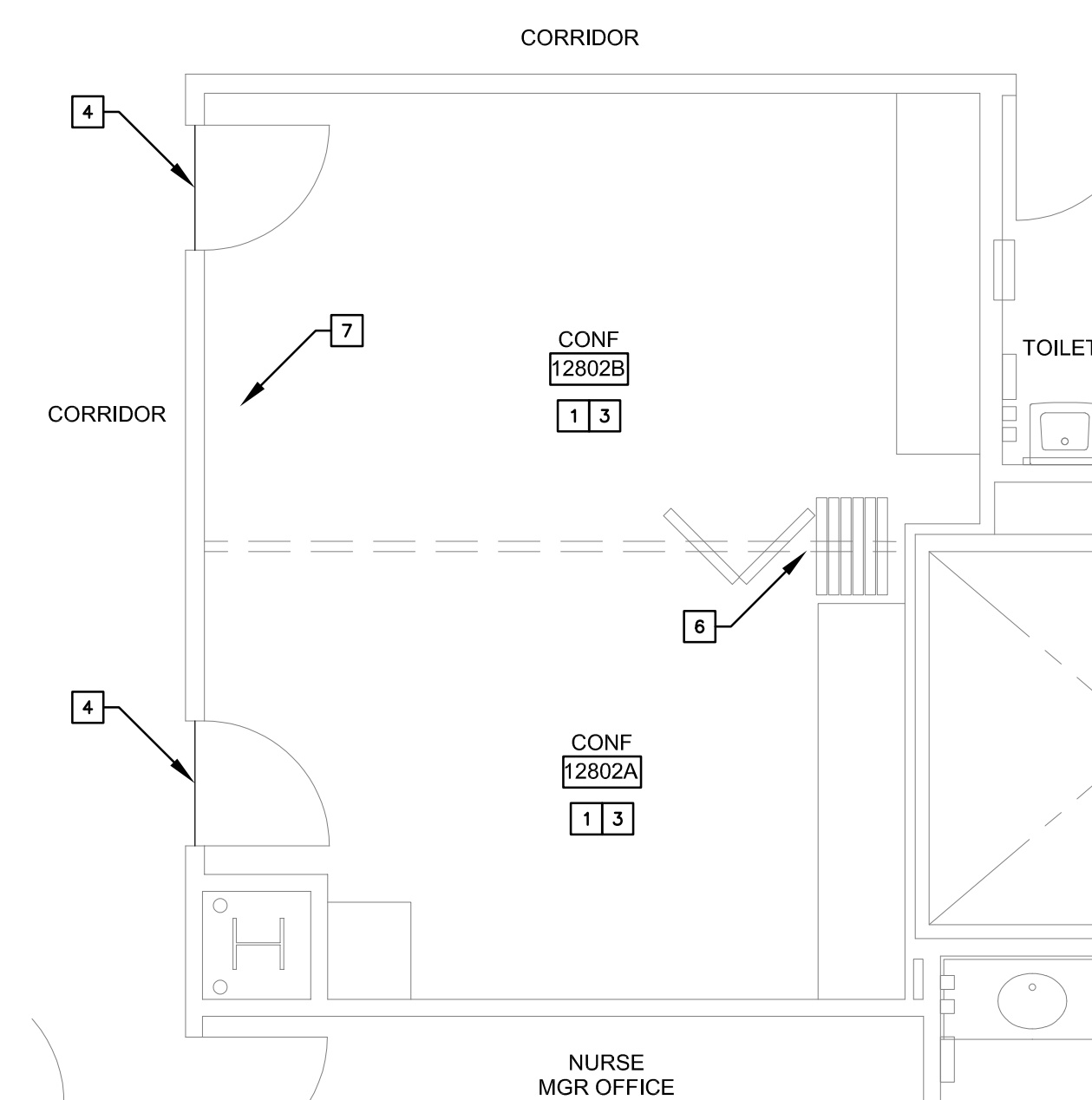
18 PARTIAL PLAN DT RMS 14802A AND 14802B
SCALE: 1/4" = 1'-0"

GENERAL NOTES

- COORDINATE WITH OWNERS FURNITURE VENDOR FOR REMOVAL AND REINSTALLATION OF FURNISHINGS.
- PREPARE FLOOR TO RECEIVE FLOORING PER MANUFACTURERS INSTRUCTIONS INCLUDING PATCH OR FILL OF HOLES AND DIVOTS.
- WHERE EXISTING FINISHES TO REMAIN ARE DAMAGED DURING CONSTRUCTION, FINISHES INCLUDING THOSE ON WALLS, DOORS, FRAMES, FLOORS, AND CEILINGS ARE TO BE PATCHED, FINISHED AND/OR PAINTED TO MATCH EXISTING ADJACENT FINISH. TAKE NEW PAINT TO NEAREST BREAK POINT.

KEYNOTES

- ALL FURNISHINGS, EQUIPMENT AND APPLIANCES TO BE REMOVED TO STORAGE BY UCDH
- REMOVE SYSTEM FURNITURE AND/OR TALL FILE CABINET ATTACHMENTS AND CONNECTIONS, RETAIN ANCHORS FOR REINSTALLATION FOLLOWING FLOOR INSTALLATION. ALL FURNISHINGS, EQUIPMENT AND APPLIANCES TO BE REMOVED TO STORAGE BY UCDH
- DEMOLISH FLOOR FINISH, TRANSITION STRIPS AND WALL BASE. INSTALL NEW LUXURY VINYL PLANK FLOORING, TRANSITION STRIP WHERE NEW FLOORING HEIGHT VARIES FROM EXISTING OR IS A DIFFERENT MATERIAL AND 6" WALL BASE
- DEMOLISH TRANSITION STRIP AND FLOOR FINISH TO EDGE OF EXISTING FLOORING TO REMAIN
- GRIND ABANDONED APPLIANCE ANCHORAGE SMOOTH
- EXISTING OPERABLE FOLDING WALL ROOM DIVIDER. INSTALL NEW FLOORING CONTINUOUS IN BOTH ROOMS AND INTO PANEL STORAGE POCKET OR UNDER PANEL STORAGE AREA
- REMOVE COPIER ATTACHMENTS, RETAIN ANCHORS FOR REINSTALLATION FOLLOWING FLOOR INSTALLATION BY UCDH
- REMOVE RECESSED FLOOR OUTLET COVER, RETAIN FOR REINSTALLATION FOLLOWING FLOOR INSTALLATION
- NEW FLOORING CAN BE CONTINUOUS THROUGH DOOR INTO ADJACENT ROOM ALSO SCHEDULED FOR NEW FLOORING OR CAN BE INSTALLED TO CENTERLINE OF CLOSED DOOR TO ACCOMMODATE CHANGE IN PATTERN LAYOUT AS NEEDED



13 PARTIAL PLAN DT RMS 12802A AND 12802B
SCALE: 1/4" = 1'-0"

UC DAVIS
HEALTH
Facilities Design & Construction
4800 2ND AVENUE SUITE 3010
SACRAMENTO, CALIFORNIA 95817
(916)734-7024

CONSULTANTS:

ARCHITECTURAL
PROJECT MANAGEMENT
2020 J STREET, SACRAMENTO, CA 95811
TEL: 916-486-8877 FAX: 916-486-7877
WWW.BLACKBIRDBUILDING.COM

STAMPS OF RECORD:

THIS ISSUE	ISSUED FOR:	DATE
●	PLAN REVIEW	11-18-22
	BIDDING	12-1-22
	CONSTRUCTION	

REV	REVISION	DESCRIPTION	DATE

100% CONSTRUCTION DOCUMENTS

PROJECT NO:
M053094

ARCHITECT:
BLACKBIRD

BUILDING:
DAVIS TOWER (DT)

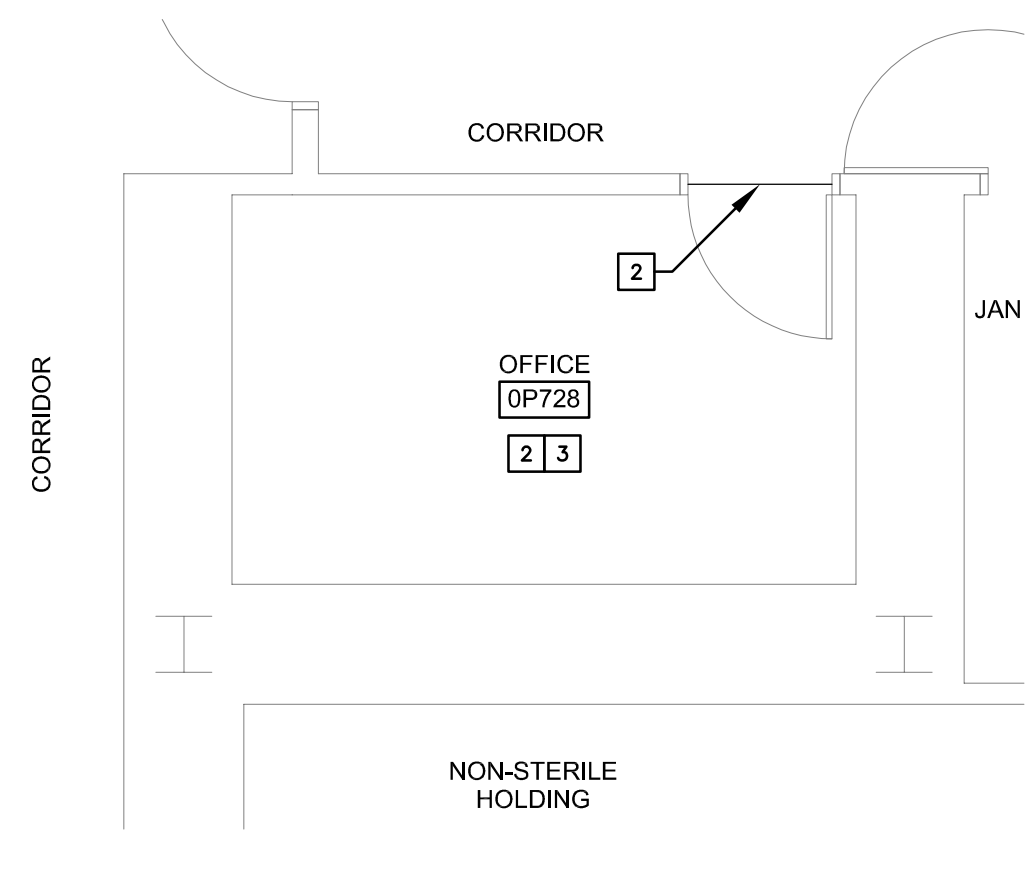
FLOOR/WING:
10TH, 11TH, 12TH AND 14TH

PROJECT TITLE:
**MAIN HOSP/DT/SESP
PCS CARPET REMOVAL**

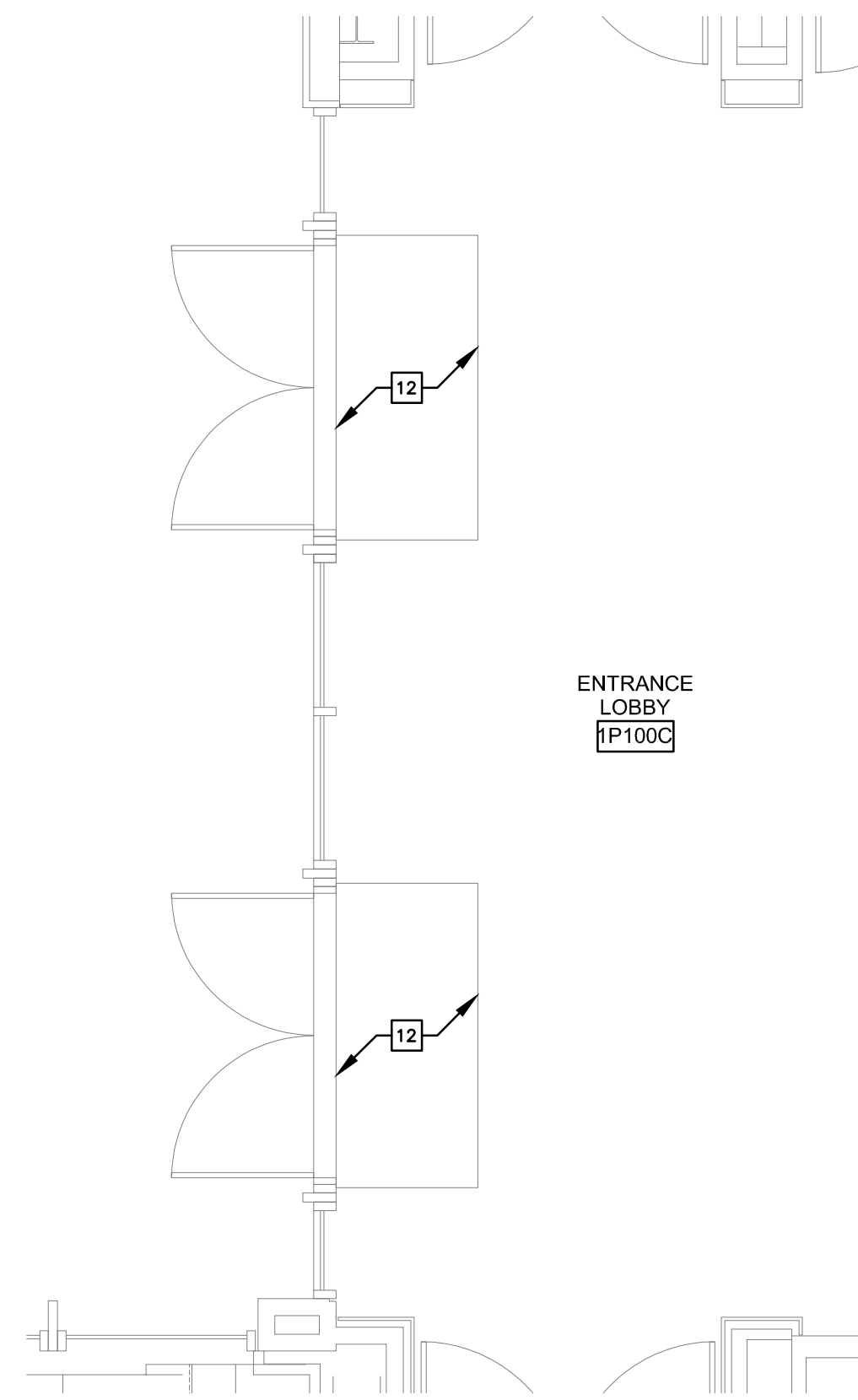
SHEET TITLE:
**DAVIS TOWER - ENLARGED
FLOOR PLANS**

ARCH/ENGR:	FD&C JOB NO.	SHEET NO.
L. THOMAS		
UCDMC PROJECT MANAGER	SCALE:	
K. LAKE	AS SHOWN	
DESIGNED BY	DATE	
LT		
DRAWN BY	CAD FILE	SHEET
LT		OF

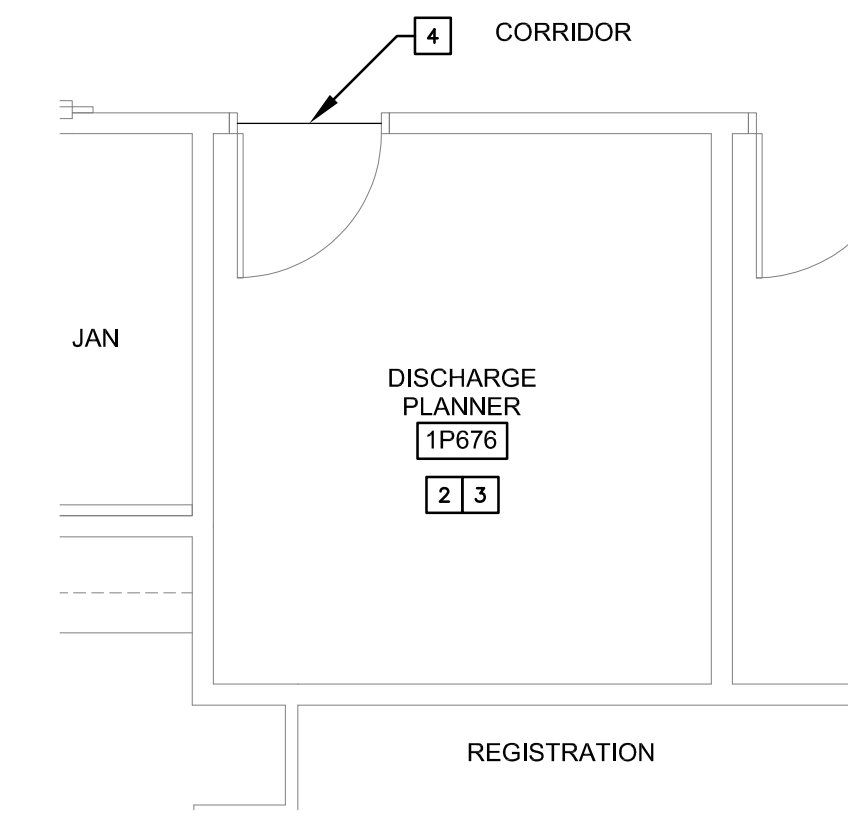
A2.04



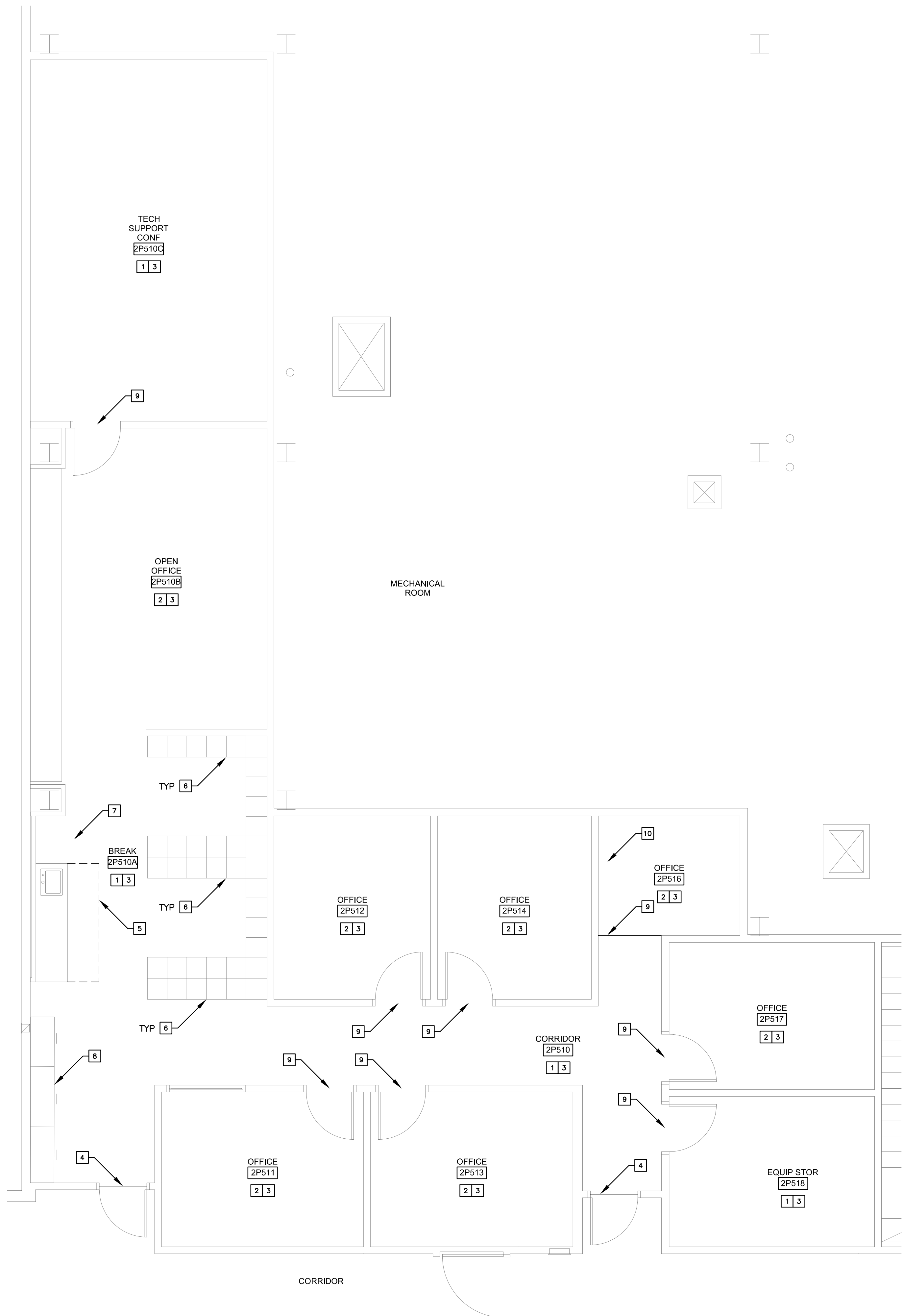
1 PARTIAL PLAN SESP RM 0P728
SCALE: 1/4" = 1'-0"



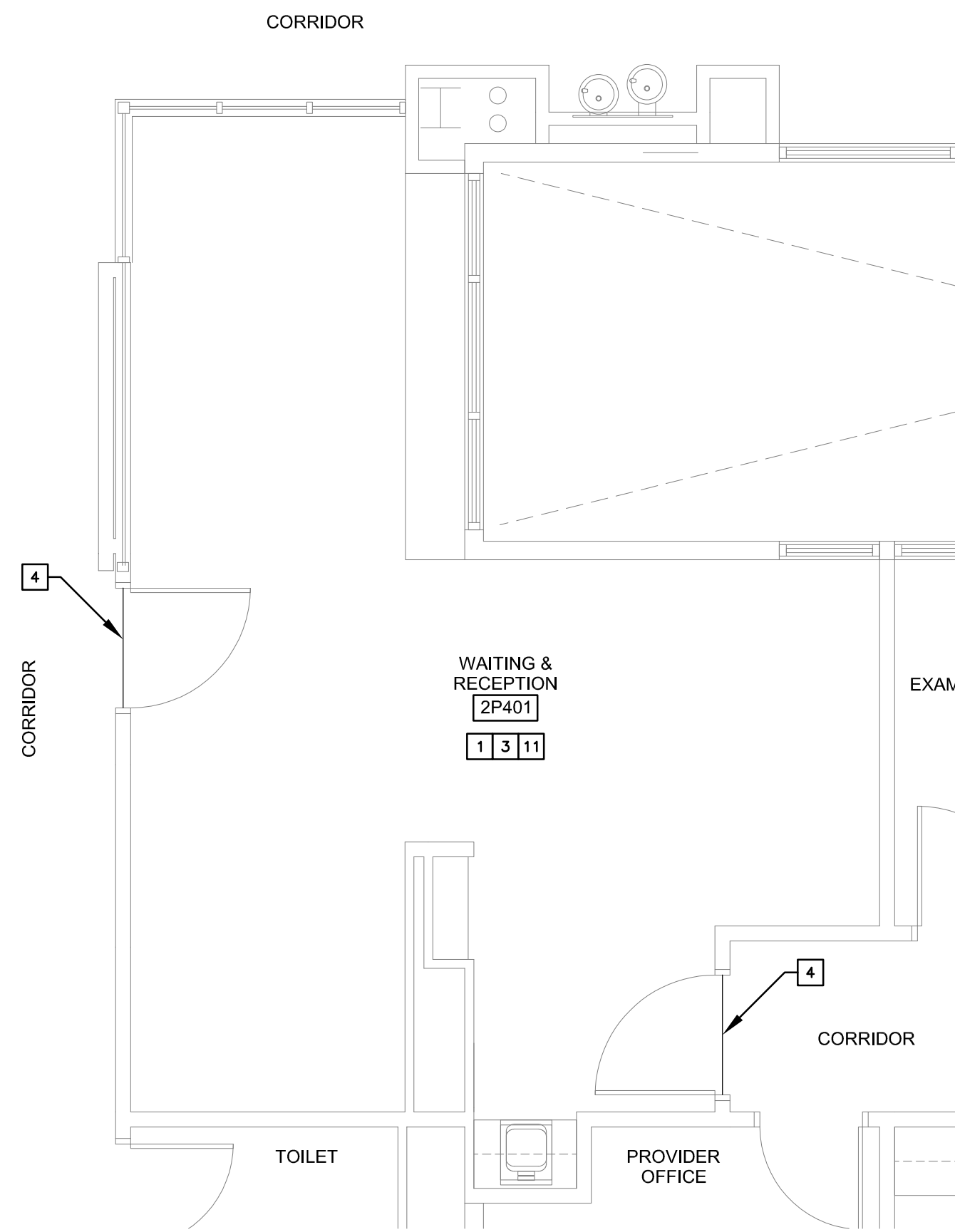
2 PARTIAL PLAN SESP RM 1P100C
SCALE: 1/4" = 1'-0"



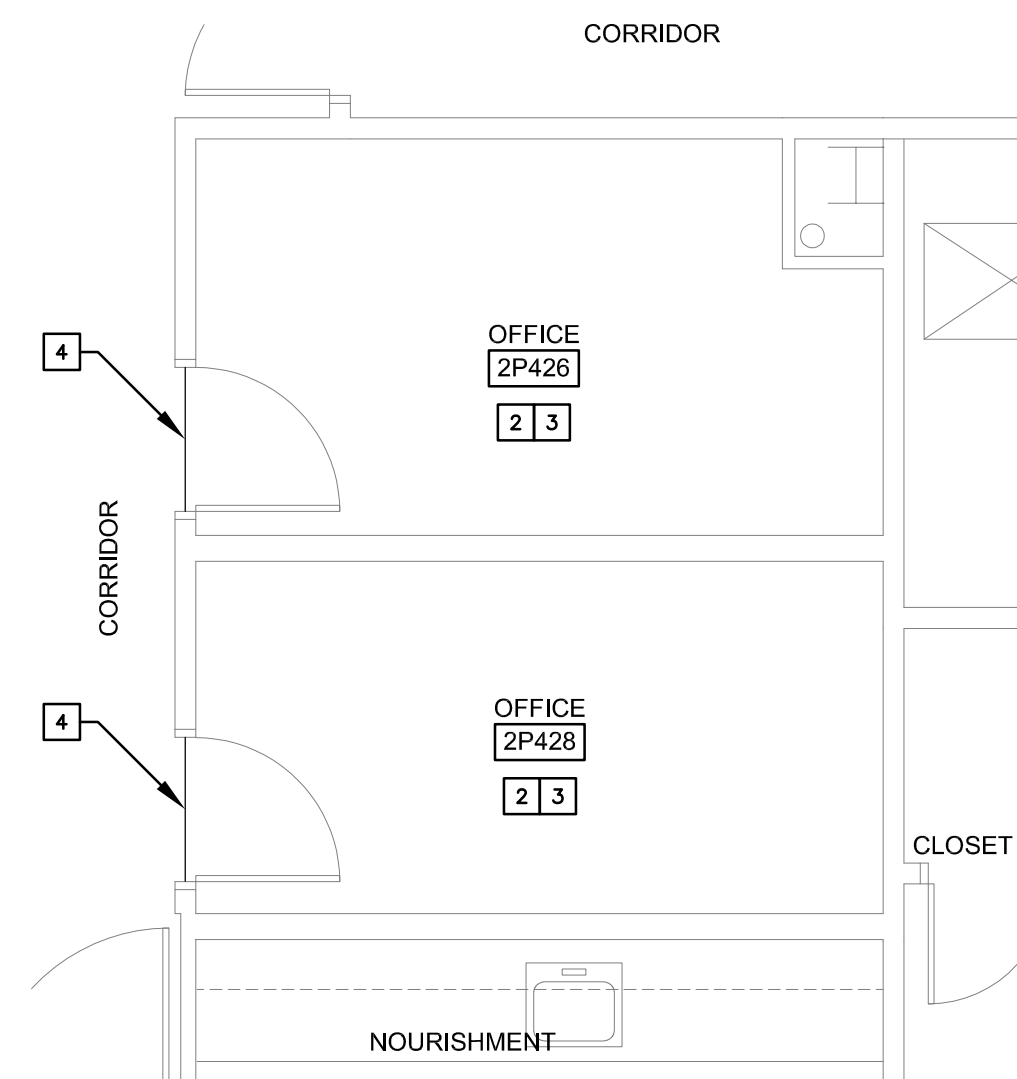
3 PARTIAL PLAN SESP RM 1P676
SCALE: 1/4" = 1'-0"



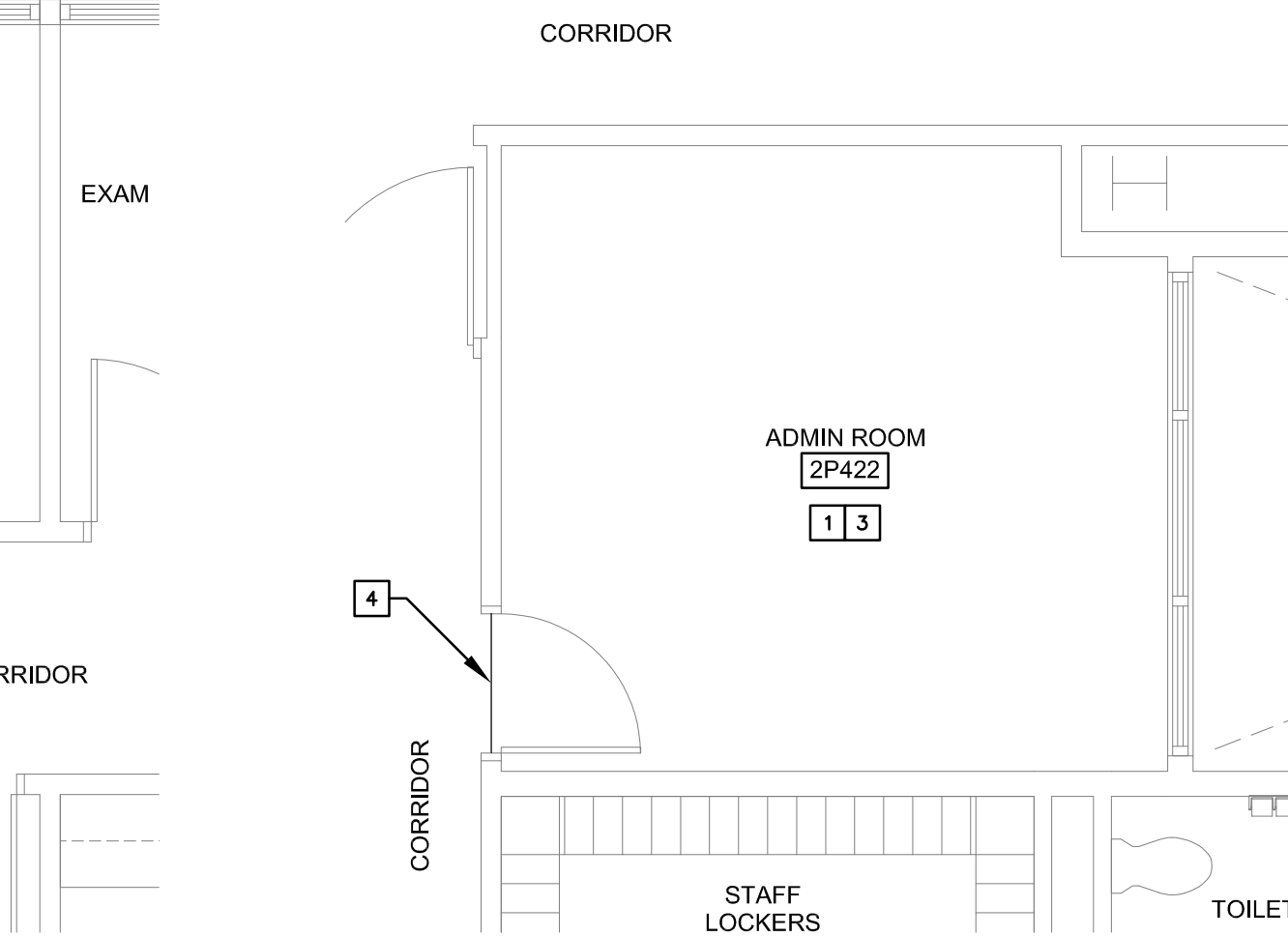
6 PARTIAL PLAN SESP RMS 2P510, 2P510A, 2P510B, 2P510C, 2P511, 2P512, 2P513, 2P514, 2P516, 2P517 AND 2P518
SCALE: 1/4" = 1'-0"



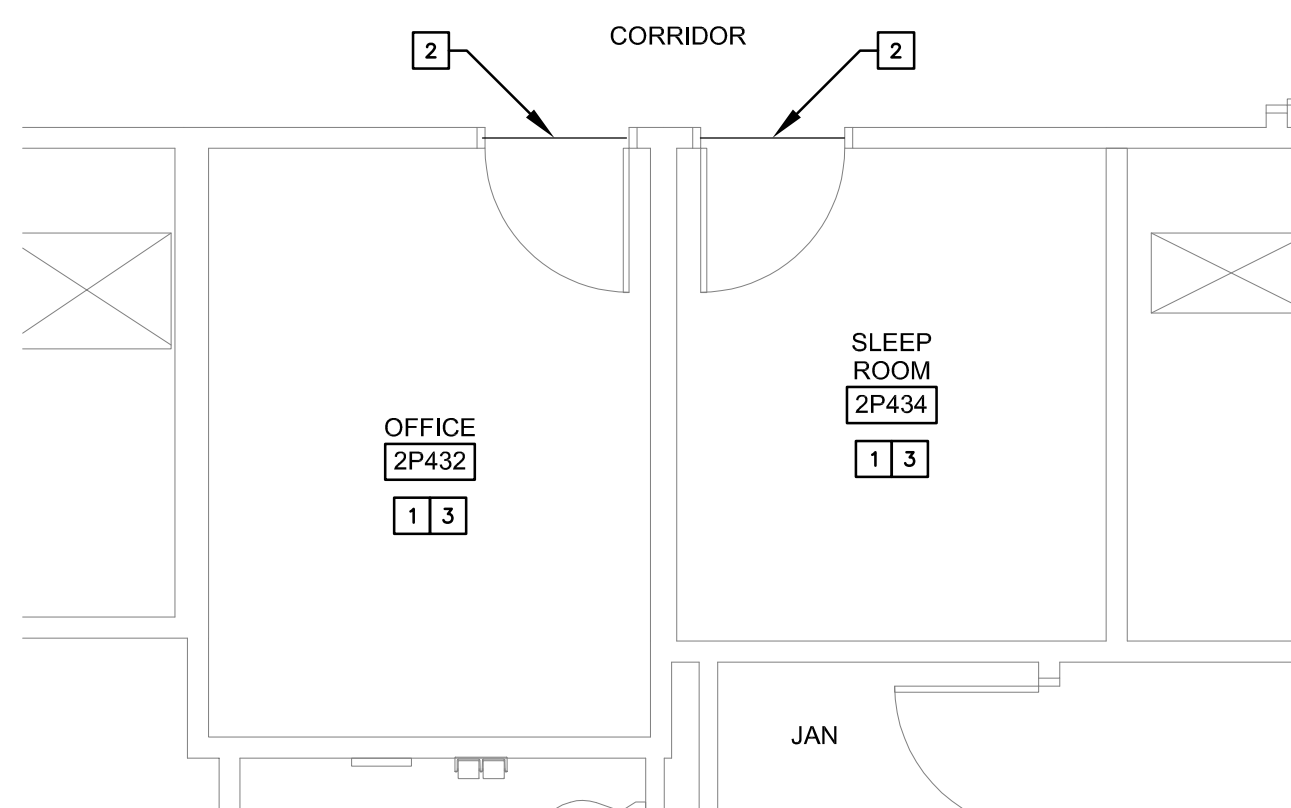
4 PARTIAL PLAN SESP ROOM 2P401
SCALE: 1/4" = 1'-0"



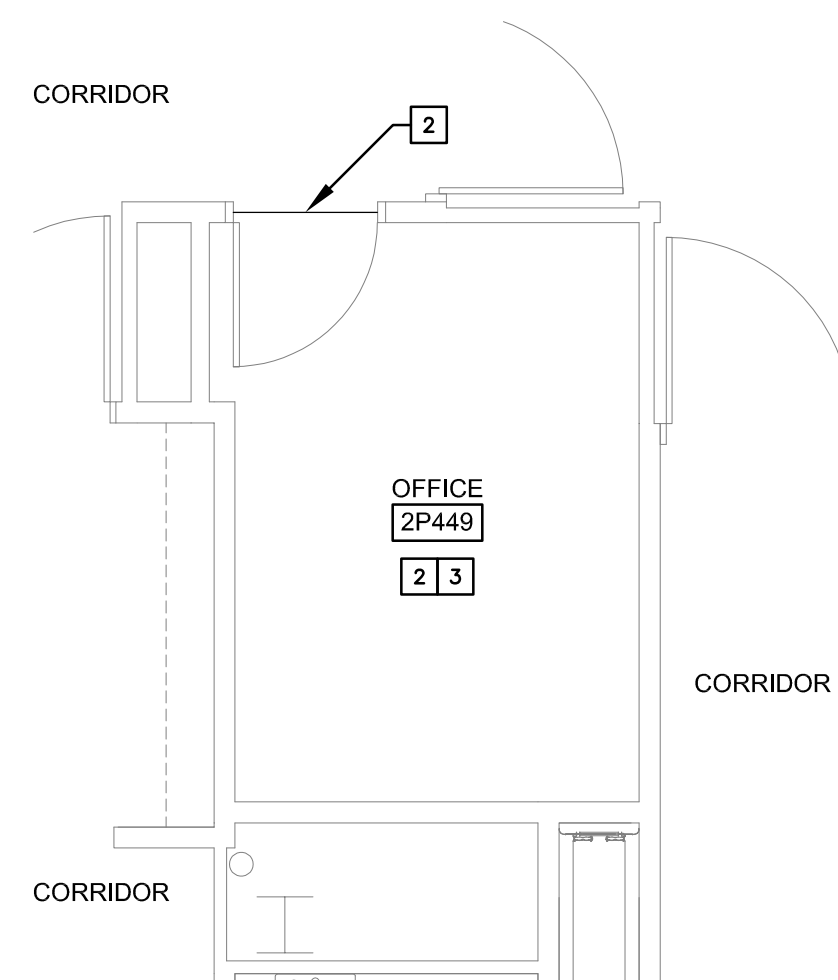
7 PARTIAL PLAN SESP 2P426, 2P428
SCALE: 1/4" = 1'-0"



5 PARTIAL PLAN SESP ROOM 2P422
SCALE: 1/4" = 1'-0"



8 PARTIAL PLAN SESP RMS 2P432 AND 2P434
SCALE: 1/4" = 1'-0"



9 PARTIAL PLAN SESP 2P449
SCALE: 1/4" = 1'-0"


GENERAL NOTES

- COORDINATE WITH OWNERS FURNITURE VENDOR FOR REMOVAL AND REINSTALLATION OF FURNISHINGS.
 - PREPARE FLOOR TO RECEIVE FLOORING PER MANUFACTURERS INSTRUCTIONS INCLUDING PATCH OR FILL OF HOLES AND DIVOTS.
 - WHERE EXISTING FINISHES TO REMAIN ARE DAMAGED DURING CONSTRUCTION, FINISHES INCLUDING THOSE ON WALLS, DOORS, FRAMES, FLOORS, AND CEILINGS ARE TO BE PATCHED, FINISHED AND/OR PAINTED TO MATCH EXISTING ADJACENT FINISH. TAKE NEW PAINT TO NEAREST BREAK POINT.
- #### KEYNOTES
- ALL FURNISHINGS, EQUIPMENT AND APPLIANCES TO BE REMOVED TO STORAGE BY UCDC.
 - REMOVE SYSTEM FURNITURE AND/OR TALL FILE CABINET ATTACHMENTS AND CONNECTIONS, RETAIN ANCHORS FOR REINSTALLATION FOLLOWING FLOOR INSTALLATION. ALL FURNISHINGS, EQUIPMENT AND APPLIANCES TO BE REMOVED TO STORAGE BY UCDC.
 - DEMOLISH FLOOR FINISH, TRANSITION STRIPS AND WALL BASE. INSTALL NEW LUXURY VINYL PLANK FLOORING, NEW TRANSITION STRIP(S) WHERE NEW FLOORING HEIGHT VARIES FROM EXISTING OR IS A DIFFERENT MATERIAL AND NEW 6" WALL BASE.
 - DEMOLISH TRANSITION STRIP AND FLOOR FINISH TO EDGE OF EXISTING FLOORING TO REMAIN.
 - DEMOLISH TRANSITION STRIP AT FLOORING CHANGE IN THIS ROOM.
 - REMOVE AND RETAIN LOCKERS INCLUDING ANCHORS/ATTACHMENTS FOR REINSTALLATION BY UCDC.
 - REMOVE ANGLE ATTACHED TO FLOOR IN FRONT OF REFRIGERATOR, RETAIN ANCHORS FOR REINSTALLATION.
 - REMOVE TALL FILE CABINET ATTACHMENTS, RETAIN ANCHORS FOR REINSTALLATION BY UCDC.
 - NEW FLOORING CAN BE CONTINUOUS THROUGH DOOR OR OPENING INTO ADJACENT ROOM ALSO SCHEDULED FOR NEW FLOORING OR CAN BE INSTALLED TO CENTERLINE OF CLOSED DOOR OR ALIGNED WITH WALL AS SHOWN TO ACCOMMODATE CHANGE IN PATTERN LAYOUT AS NEEDED.
 - REMOVE COPIER ATTACHMENTS, RETAIN FOR REINSTALLATION BY UCDC.
 - COORDINATE WITH USERS TO PERFORM DEMOLITION AND NEW WORK AFTER HOURS, ON WEEKENDS OR HOLIDAYS AND IN PHASES IF NECESSARY TO ALLOW WAITING AND RECEPTION OPERATIONS TO REMAIN FUNCTIONAL ON A DAILY BASIS.
 - DEMOLISH EXISTING WALK-OFF MATT CARPET TILES. INSTALL NEW CARPET TILES IN EXISTING FLOOR DEPRESSION.

CONSULTANTS:



STAMPS OF RECORD:



THIS ISSUE	ISSUED FOR:	DATE
●	PLAN REVIEW	11-18-22
	BIDDING	12-1-22
	CONSTRUCTION	
REV.	REVISION DESCRIPTION	DATE

100% CONSTRUCTION DOCUMENTS

PROJECT NO.: **M053094**
BUILDING: **SURGERY AND EMERGENCY SERVICES PAVILION**
FLOOR/WING: **GROUND, 1ST AND 2ND**
PROJECT TITLE: **MAIN HOSP/D/T/SESP PCS CARPET REMOVAL**
SHEET TITLE: **SURGERY AND EMERGENCY SERVICES PAVILION - ENLARGED PLANS**

AGENCY APPROVAL

ARCH. VENDOR: L. THOMAS	FD&C JOB NO. SCALE:	SHEET NO. AS SHOWN
UCDC PROJECT MANAGER K. LAKE	DATE	A2.05
DESIGNED BY LT	CAD FILE	SHEET OF
DRAWN BY LT		