

Chapter 10: Public Realm and Site Regulatory

Table of Contents

10.02		Sign Family Overview
10.03	SRG.01	Smoke-Free Campus, Wall Mounted
10.04	SRG.02	Smoke-Free Campus, Post Mounted
10.05	SRG.03	No Weapons, Wall Mounted
10.06	SRG.04	No Bike Parking, Wall Mounted
10.07	SRG.05	Magnetic Field Gauss Line
10.08	SRG.06	Rattlesnake Warning, Post Mounted
10.09	SRG.07	Fire Department Connection
10.10	SRG.20	Loading Zone
10.11	SRG.21	Shuttle Stop
10.12	PRG.01–.03	Parking Regulatory
10.13	PRG.01–.03	Parking Regulatory Layouts
10.14	TRG.01	Traffic Regulatory
10.15	TRG.01	Traffic Regulatory Layouts

Public Realm and Site Regulatory

Sign Family Overview



SRG.01
Smoke-Free
Campus,
Wall Mounted



SRG.03
No Weapons,
Wall Mounted



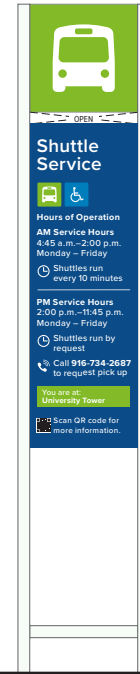
SRG.04
No Bike, Scooter,
or Other Device
Parking Allowed,
Wall Mounted



SRG.05
Magnetic Field
Gauss Line



SRG.20
Loading Zone



SRG.21
Shuttle Stop



SRG.02
Smoke-Free Campus,
Post Mounted



SRG.06
Smoke-Free Campus,
Post Mounted



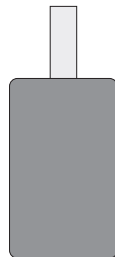
SRG.07
Fire Department
Connection



PRG.01
Parking Regulatory,
Center Mount



PRG.02
Parking Regulatory,
Flag Mount



PRG.03
Parking Regulatory,
Light Pole Mount



TRG.01
Traffic Regulatory

Public Realm and Site Regulatory

SRG.01

Smoke-Free Campus, Wall Mounted

Usage

- This sign type provides notice that there is no smoking or vaping allowed at the UC Davis Health Campus.

Placement

- Place at key locations where smoking or vaping are not allowed.
- All locations to be verified by FP&D Signage Program Representative.

Components

- Ⓐ Panel: 1/8" thick aluminum with 3/4" radius corners
 - Finish: 3M Diamond Grade reflective white sheeting or approved equal
 - Sides: painted all visible surfaces

- Ⓑ Graphics: surface UV cured digital print
 - Typeface: Proxima Nova Condensed Semibold and Regular

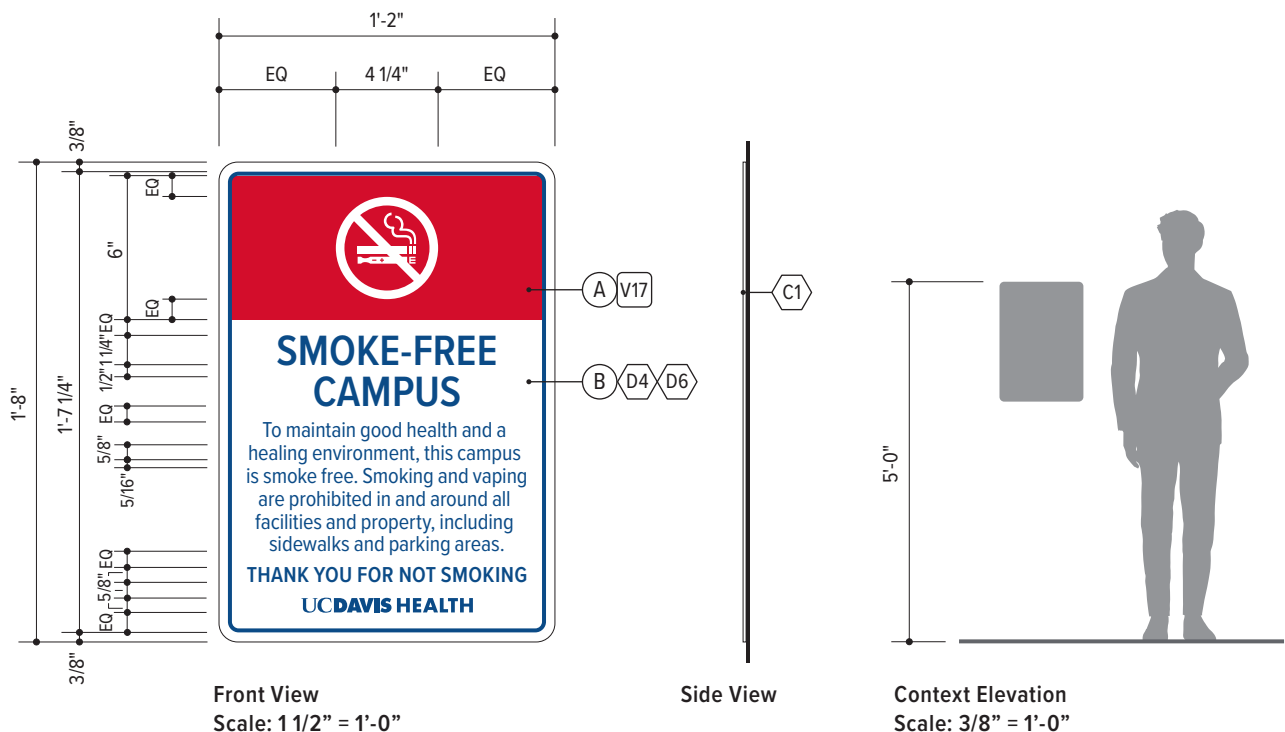
Colors & Materials

References as noted below. See Chapter 1: Universal Standards for specifications.

- Ⓒ1 White Wonder
- Ⓓ4 UC Davis Blue
- Ⓓ6 Emergency Red
- ⒱17 Reflective White

Installation

See Appendix A, Drawing FD.10 for additional fabrication and typical installation details.



Public Realm and Site Regulatory

SRG.02

Smoke-Free Campus, Post Mounted

Usage

- This sign type provides notice that there is no smoking or vaping allowed at the UC Davis Health Campus.

Placement

- Place at key softscape locations, not in pedestrian circulation, where smoking or vaping are not allowed.
- All locations to be verified by FP&D Signage Program Representative.

Components

- (A)** Panel: 1/8" thick aluminum with 3/4" radius corners
 - Front Finish: 3M Diamond Grade reflective white sheeting or approved equal
 - Back and Sides Finish: painted all visible surfaces
 - Attachment: fix to aluminum post with structural aluminum adhesive and/or mechanical fasteners as needed; no visible fasteners on front

- (B)** Graphics: surface UV cured digital print
 - Typeface: Proxima Nova Condensed Semibold and Regular
- (C)** Aluminum Post: 2" square, closed and finished top
 - Finish: painted all visible surfaces
- (D)** Provide footings and engineering

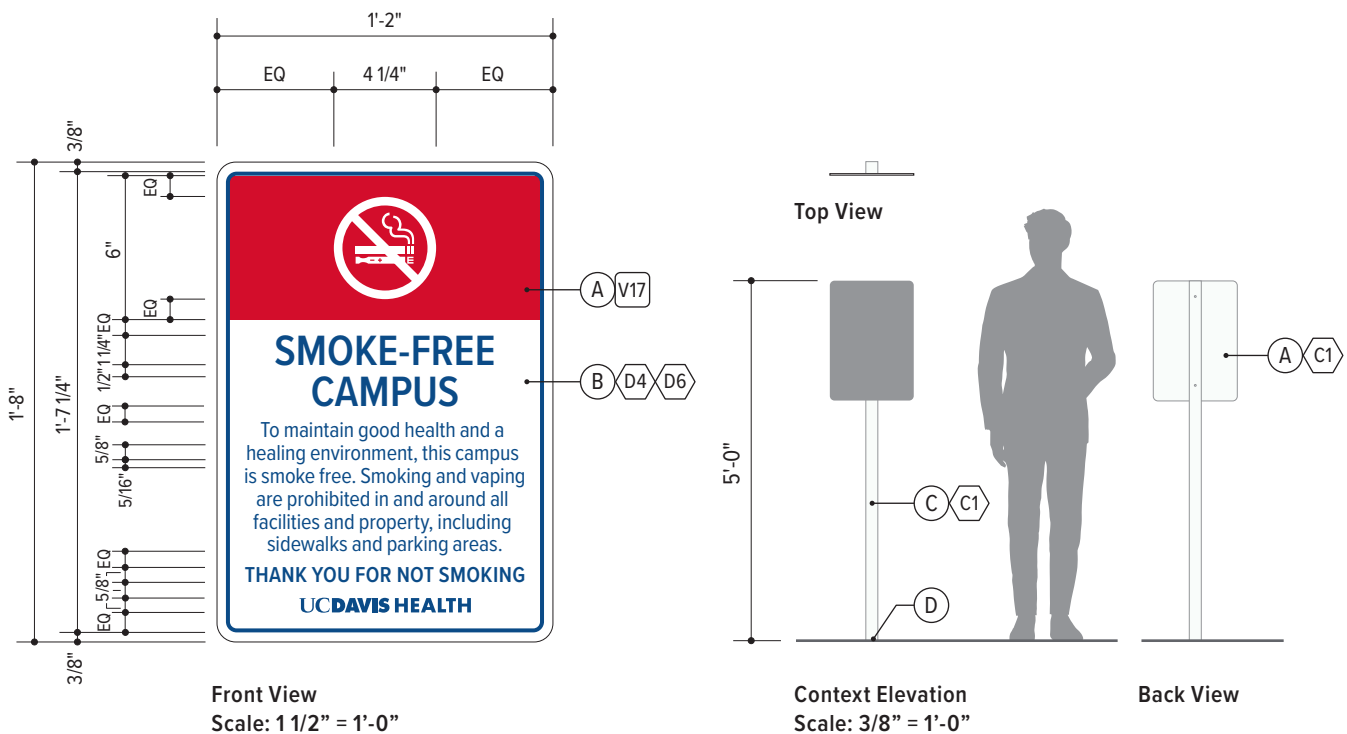
Colors & Materials

References as noted below. See Chapter 1: Universal Standards for specifications.

- (C1)** White Wonder
- (D4)** UC Davis Blue
- (D6)** Emergency Red
- (V17)** Reflective White

Installation

- See Appendix A, Drawing FD.140 for approved standard fabrication and installation detail.



Public Realm and Site Regulatory

SRG.03

No Weapons, Wall Mounted

Usage

- This sign type provides notice to the public that there are no weapons allowed within buildings at UC Davis Health Facilities.

Placement

- Place at exterior building entrance locations in a visible position.
- All locations to be verified by FP&D Signage Program Representative.

Components

- (A) Panel: 1/8" thick aluminum with 3/4" radius corners
 - Finish: 3M Diamond Grade reflective white sheeting or approved equal
 - Sides: painted all visible surfaces

- (B) Graphics: surface UV cured digital print
 - Typeface: Proxima Nova Condensed Bold, Semibold and Regular

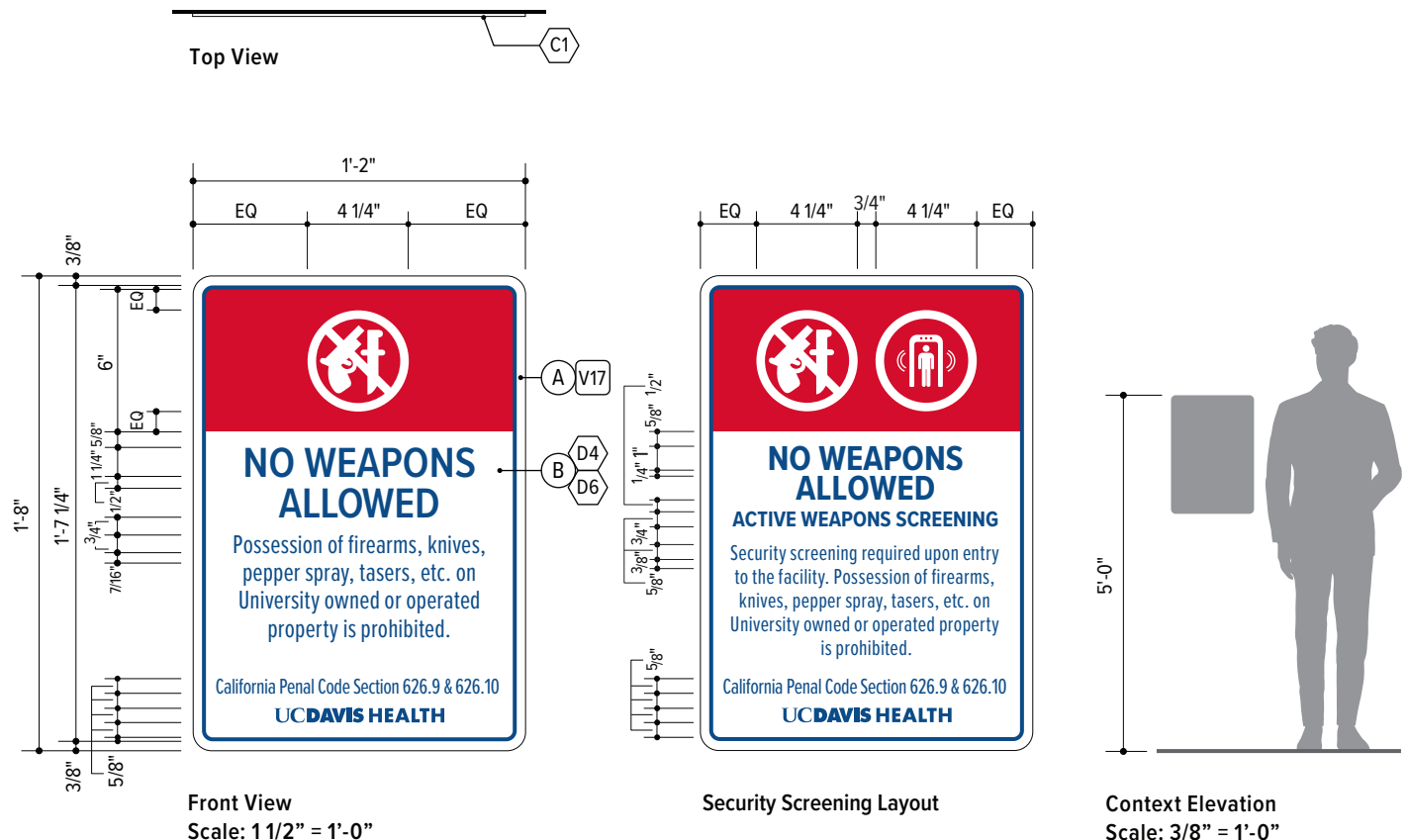
Colors & Materials

See Chapter 1: Universal Standards for detailed color and material specifications.

- (C1) White Wonder
- (D4) UC Davis Blue
- (D6) Emergency Red
- (V17) Reflective White

Installation

- See Appendix A, Drawing FD.10 for approved standard fabrication and installation detail.



Public Realm and Site Regulatory

SRG.04

No Bike Parking, Wall Mounted

Usage

- This sign type provides notice that no bike, scooter, or other device parking is allowed.

Placement

- Place at exterior building entrance locations in a visible position.
- All locations to be verified by FP&D Signage Program Representative.

Components

- Panel: 1/8" thick aluminum with 3/4" radius corners
 - Finish: 3M Diamond Grade reflective white sheeting or approved equal
 - Sides: painted all visible surfaces

- Graphics: surface UV cured digital print
 - Typeface: Proxima Nova Extra Condensed Semibold and Proxima Nova Condensed Regular

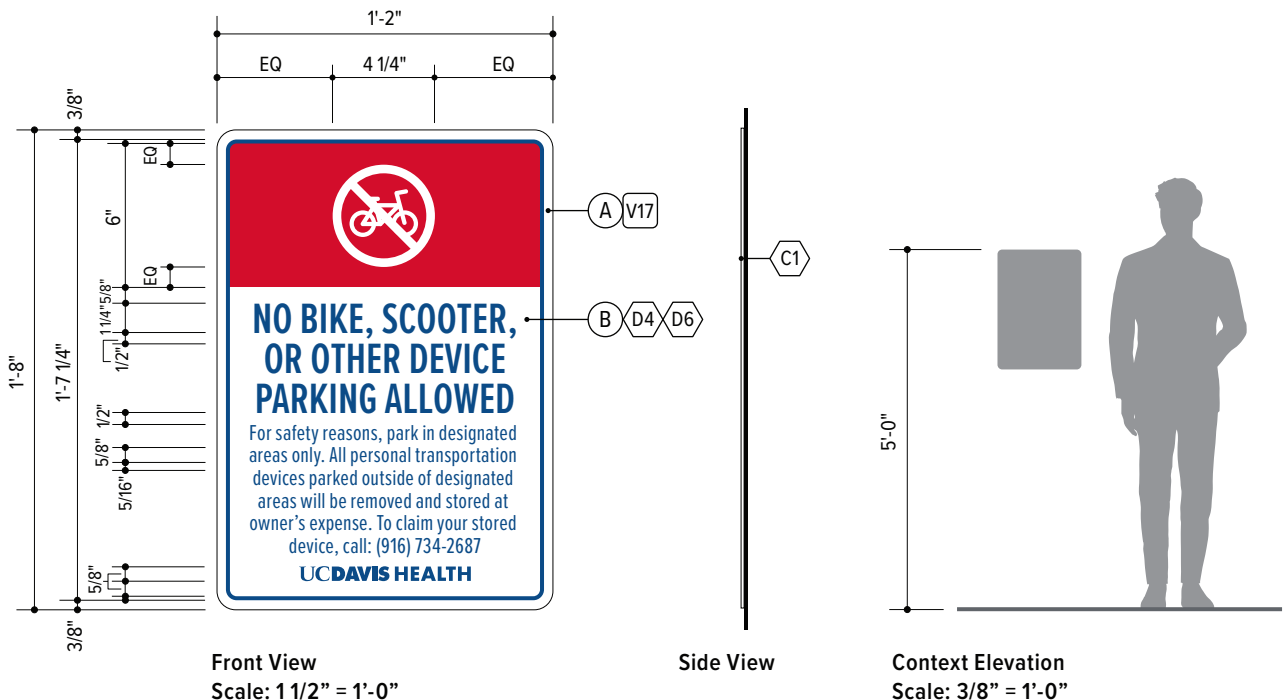
Colors & Materials

See Chapter 1: Universal Standards for detailed color and material specifications.

- C1 White Wonder
- D4 UC Davis Blue
- D6 Emergency Red
- V17 Reflective White

Installation

- See Appendix A, Drawing FD.10 for approved standard fabrication and installation detail.



Public Realm and Site Regulatory

SRG.05

Magnetic Field Gauss Line

Usage

- This sign type identifies an area where high magnetic fields may be present.

Placement

- Place on existing bollards at the exterior boundary of the 5 gauss line barrier.

Components

- (A) Panel: 1/8" thick aluminum with 3/4" radius corners
 - Finish: 3M Diamond Grade reflective white sheeting or approved equal
 - Sides: painted all visible surfaces
- (B) Graphics: surface UV cured digital print
 - Typeface: Proxima Nova Condensed Semibold and Regular, Proxima Nova Extra Condensed Semibold

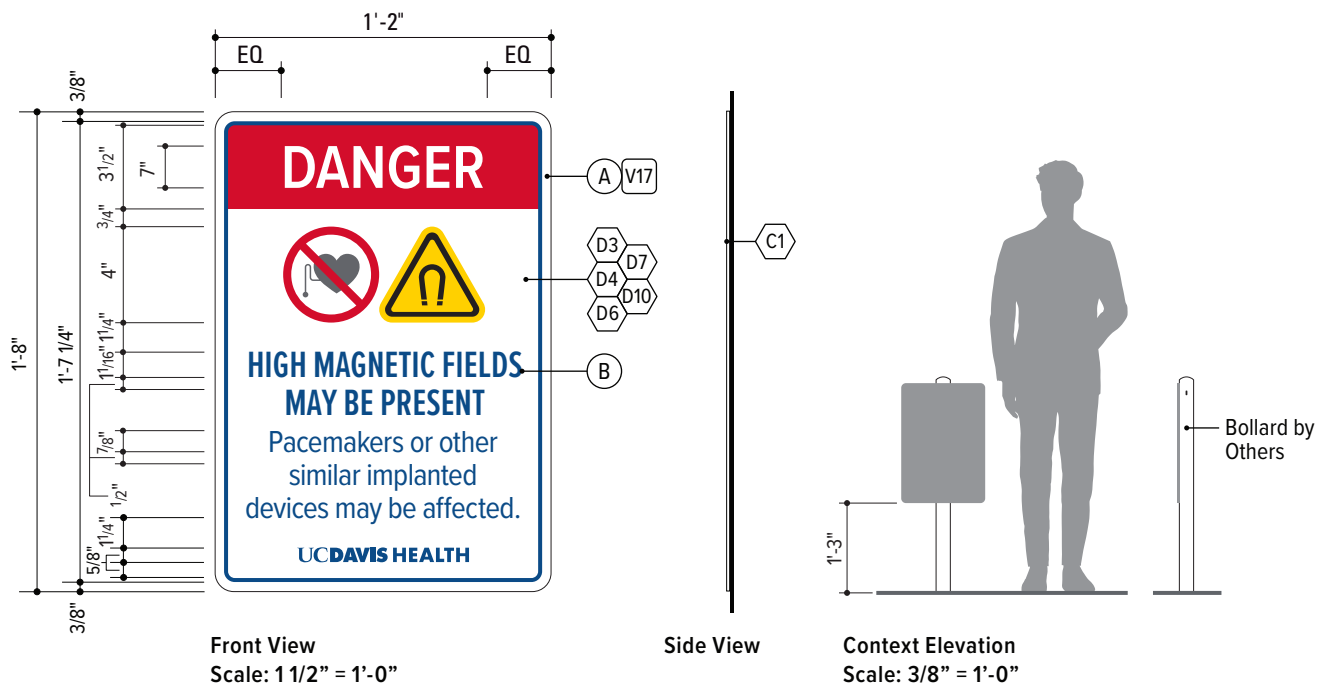
Colors & Materials

See Chapter 1: Universal Standards for detailed color and material specifications.

- (C1) White Wonder
- (D3) PMS Cool Gray 10C
- (D4) UC Davis Blue
- (D6) Emergency Red
- (D7) Regulatory Yellow
- (D10) Black
- (V17) Reflective White

Installation

- See Appendix A, Drawing FD.143 for approved standard fabrication and installation detail.



Public Realm and Site Regulatory

SRG.06

Rattlesnake Warning, Post Mounted

Usage

- This sign type provides notice to the public that there are rattlesnakes at the UC Davis Health owned and/or operated facilities.

Placement

- Place at key softscape locations, not in pedestrian circulation, where it is visible to the public.
- All locations to be verified by FP&D Signage Program Representative.

Components

- (A) Panel: 1/8" thick aluminum with 3/4" radius corners
 - Finish: 3M Diamond Grade reflective white sheeting or approved equal
 - Back and Sides Finish: painted all visible surfaces
 - Attachment: fix to aluminum post with structural aluminum adhesive and/or mechanical fasteners as needed; no visible fasteners on front

- (B) Graphics: surface UV cured digital print
 - Typeface: Proxima Nova Condensed Semibold and Regular
- (C) Aluminum Post: 2" square, closed and finished top
 - Finish: painted all visible surfaces
- (D) Provide footings and engineering

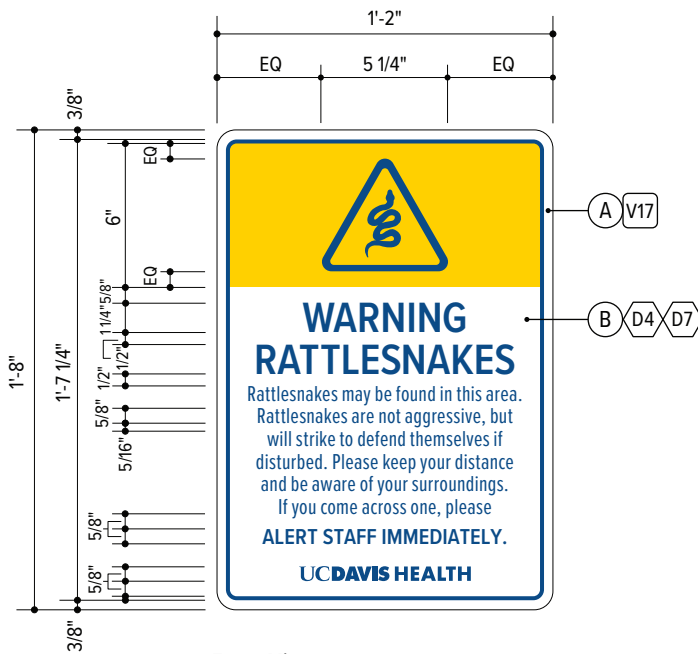
Colors & Materials

See Chapter 1: Universal Standards for detailed color and material specifications.

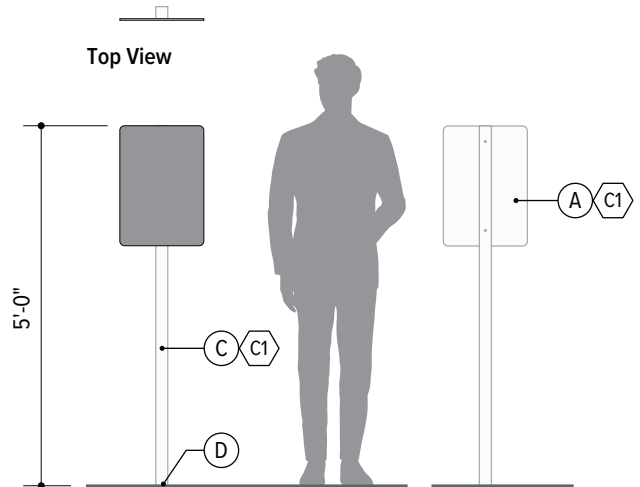
- (C1) White Wonder
- (D4) UC Davis Blue
- (D7) Regulatory Yellow
- (V17) Reflective White

Installation

- See Appendix A, Drawing FD.140 for approved standard fabrication and installation detail.



Front View
Scale: 1 1/2" = 1'-0"



Context Elevation
Scale: 3/8" = 1'-0"

Back View

Public Realm and Site Regulatory

SRG.07

Fire Department Connection

Usage

- This sign type is required by life safety code and identifies the location of the fire department connection.
- Check with the local jurisdiction for advisory guidance on specific plan requirements.

Placement

- Place at the fire department connection in a visible position on the street front or on the side of the building.

Components

- (A) Panel: 1/8" thick aluminum with 3/4" radius corners
 - Finish: 3M Diamond Grade reflective white sheeting or approved equal
 - Sides: painted all visible surfaces
- (B) Graphics: surface UV cured digital print
 - Typeface: Proxima Nova Extra Condensed Medium and Proxima Nova Bold

Colors & Materials

See Chapter 1: Universal Standards for detailed color and material specifications.

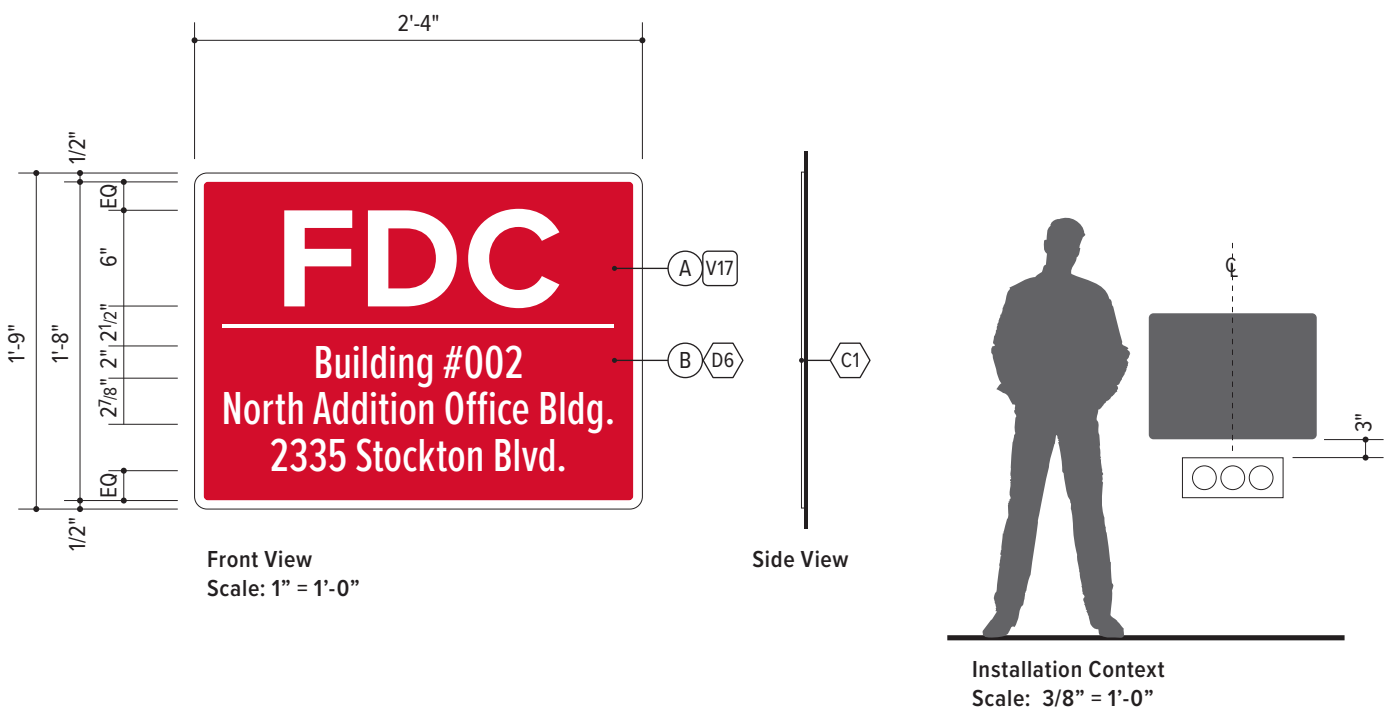
(C1) White Wonder (D6) Emergency Red (V17) Reflective White

Installation

- See Appendix A, Drawing FD.10 for approved standard fabrication and installation detail

NOTE:

- Example graphic layout is shown.
- The building address is to be verified by the Project Architect or Signage Consultant.
- Artwork is to be reviewed by the Fire-Life Safety Consultant for final approval prior to fabrication and installation.



Public Realm and Site Regulatory

SRG.20

Loading Zone

Usage

- This sign type identifies loading zones.

Placement

- Place at loading zone locations, perpendicular to pedestrian traffic.

Components

- (A) Panel: 1/4" thick aluminum
 - Finish: painted all visible surfaces
 - Attachment: fits into slot on post and held secure with aluminum angles mechanically fastened to panel
- (B) Graphics: text and graphics to be surface applied high performance vinyl
 - Typeface: Proxima Nova Extra Condensed Regular, Medium, Semibold

- (C) Aluminum Post: 2" square tube with crossbar; closed and finished top
 - Finish: painted all visible surfaces
- (D) Provide footings and engineering

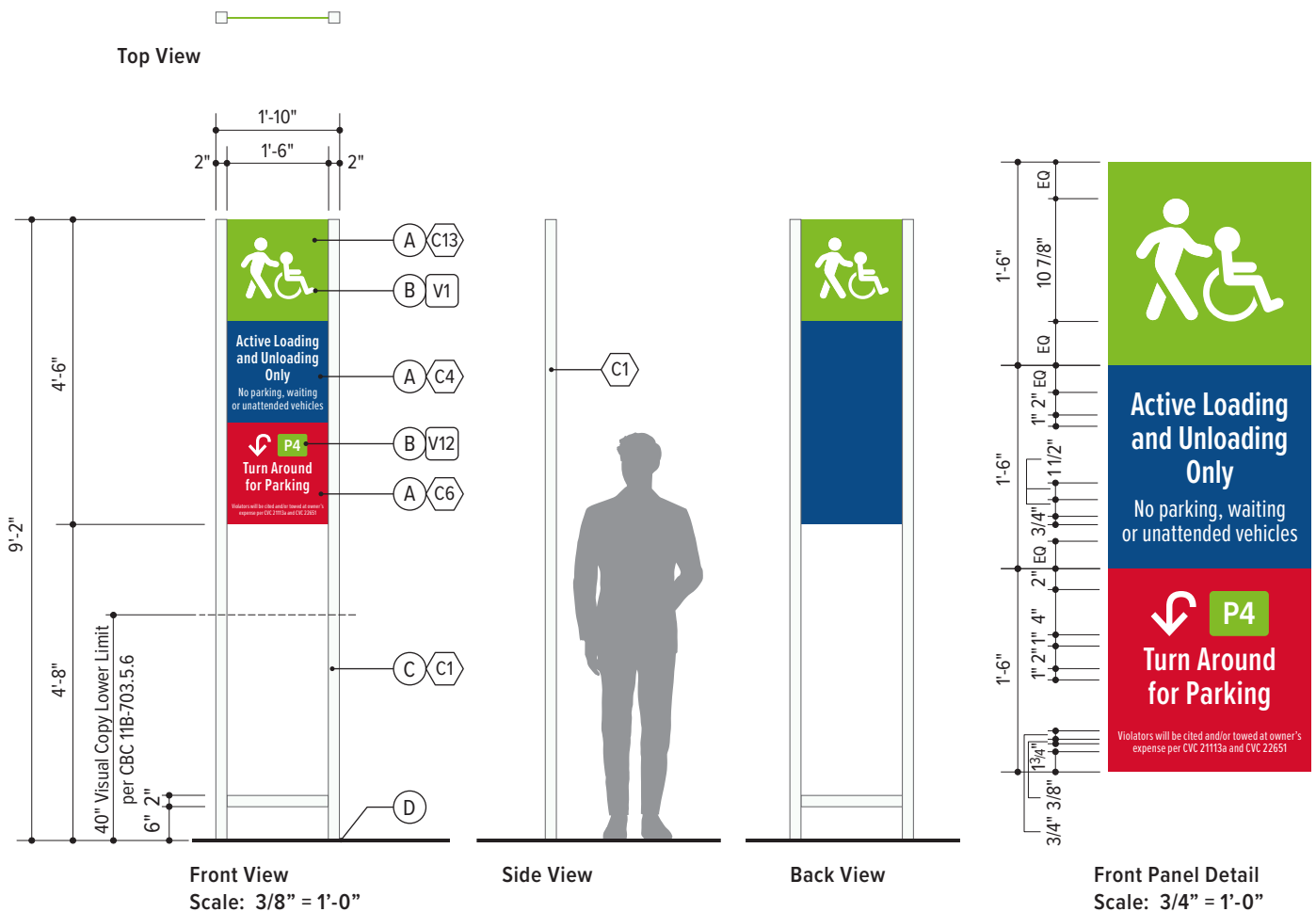
Colors & Materials

References as noted below. See Chapter 1: Universal Standards for specifications.

- | | | |
|----------------------------|--------------------|--------------------|
| (C1) White Wonder | (C4) UC Davis Blue | (C6) Emergency Red |
| (C13) Transportation Green | (V1) Matte White | (V12) PATS Green |

Installation

- See Appendix A, Drawing FD.145 for approved standard fabrication and installation detail.



Public Realm and Site Regulatory

SRG.21

Shuttle Stop

Usage

- This sign type identifies shuttle stops and provides information related to their route and hours of operation.

Placement

- Place at shuttle stops, perpendicular to pedestrian traffic.

Components

- (A) Panel:** 1/4" thick aluminum
 - Finish: painted all visible surfaces
 - Attachment: fits into slot on post and held secure with aluminum angles mechanically fastened to panel
- (B) Graphics:** text and graphics to be surface applied high performance vinyl
 - Typeface: Proxima Nova Medium, Bold, Semibold

- (C) Aluminum Post:** 2" square tube with crossbar; closed and finished top
 - Finish: painted all visible surfaces
- (D) QR Code:** surface applied high performance cut vinyl graphics with digitally printed code
- (E) Provide footings and engineering**

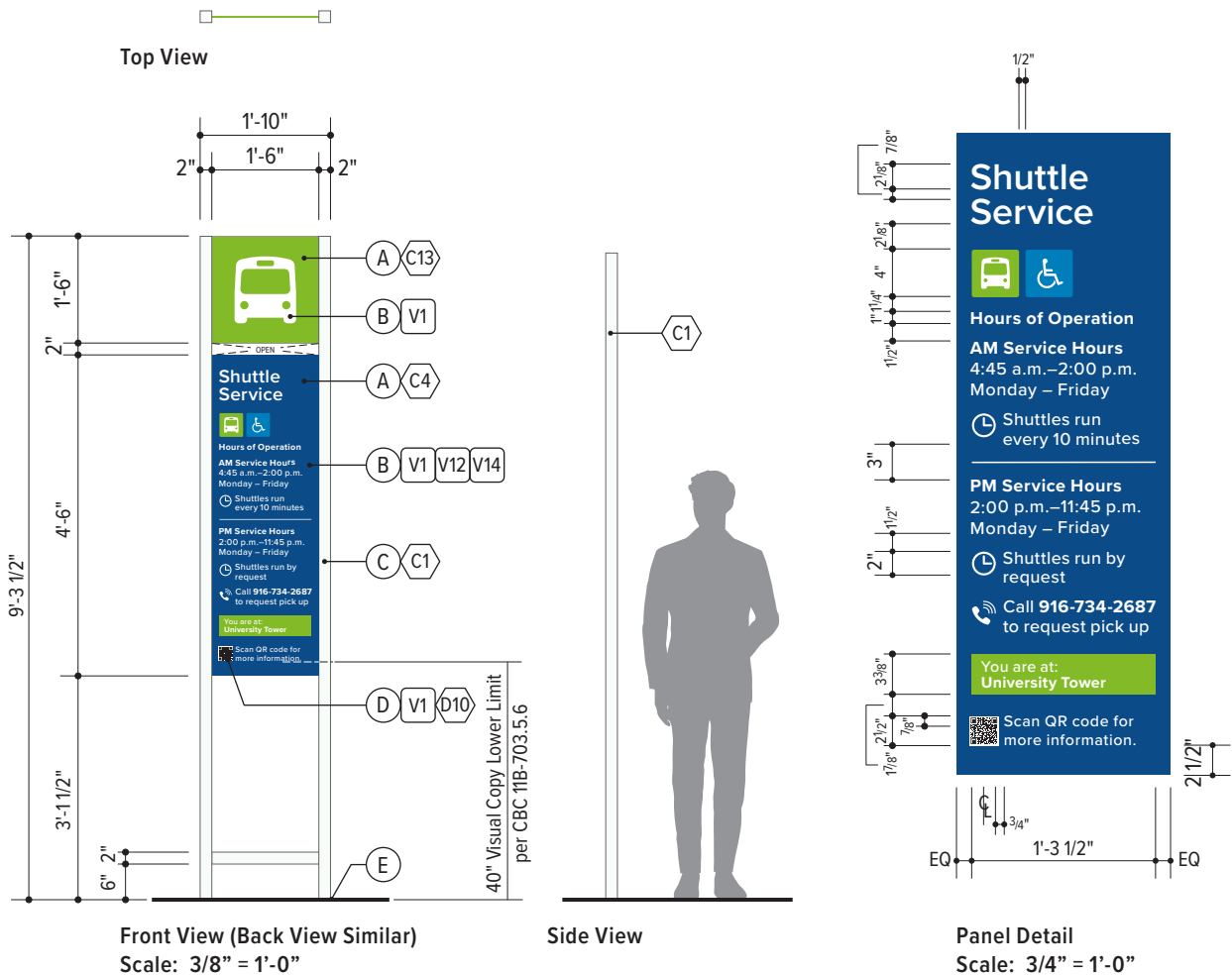
Colors & Materials

References as noted below. See Chapter 1: Universal Standards for specifications.

- | | | |
|--------------------------|--|-----------------------------------|
| (C1) White Wonder | (C4) UC Davis Blue | (C13) Transportation Green |
| (D10) Black | (V1) Matte White | (V8) Light Grey |
| (V12) PATS Green | (V14) Translucent Hospital Blue | |

Installation

- See Appendix A, Drawing FD.145 for approved standard fabrication and installation detail.



Public Realm and Site Regulatory

PRG.01–.03

Parking Regulatory

Usage

- These sign types are to be coordinated with the traffic engineer and includes various panels that provide important regulatory information, such as warnings, restrictions, accessibility and safety messages.

Placement

- Place at key locations where enforcement is required.

Components

- Ⓐ Panel: 1/8" thick aluminum with radius corners
 - Front Finish: 3M Diamond Grade reflective white sheeting or approved equal
 - Back and Sides Finish: painted all visible surfaces
 - Attachment: fix to aluminum post or pole with structural aluminum adhesive and/or mechanical fasteners as needed; no visible fasteners on front

- Ⓑ Graphics: surface UV cured digital print
 - Typeface: Proxima Nova
- Ⓒ Aluminum Post: 2" square, closed and finished top
 - Finish: painted all visible surfaces
- Ⓓ Provide footings and engineering

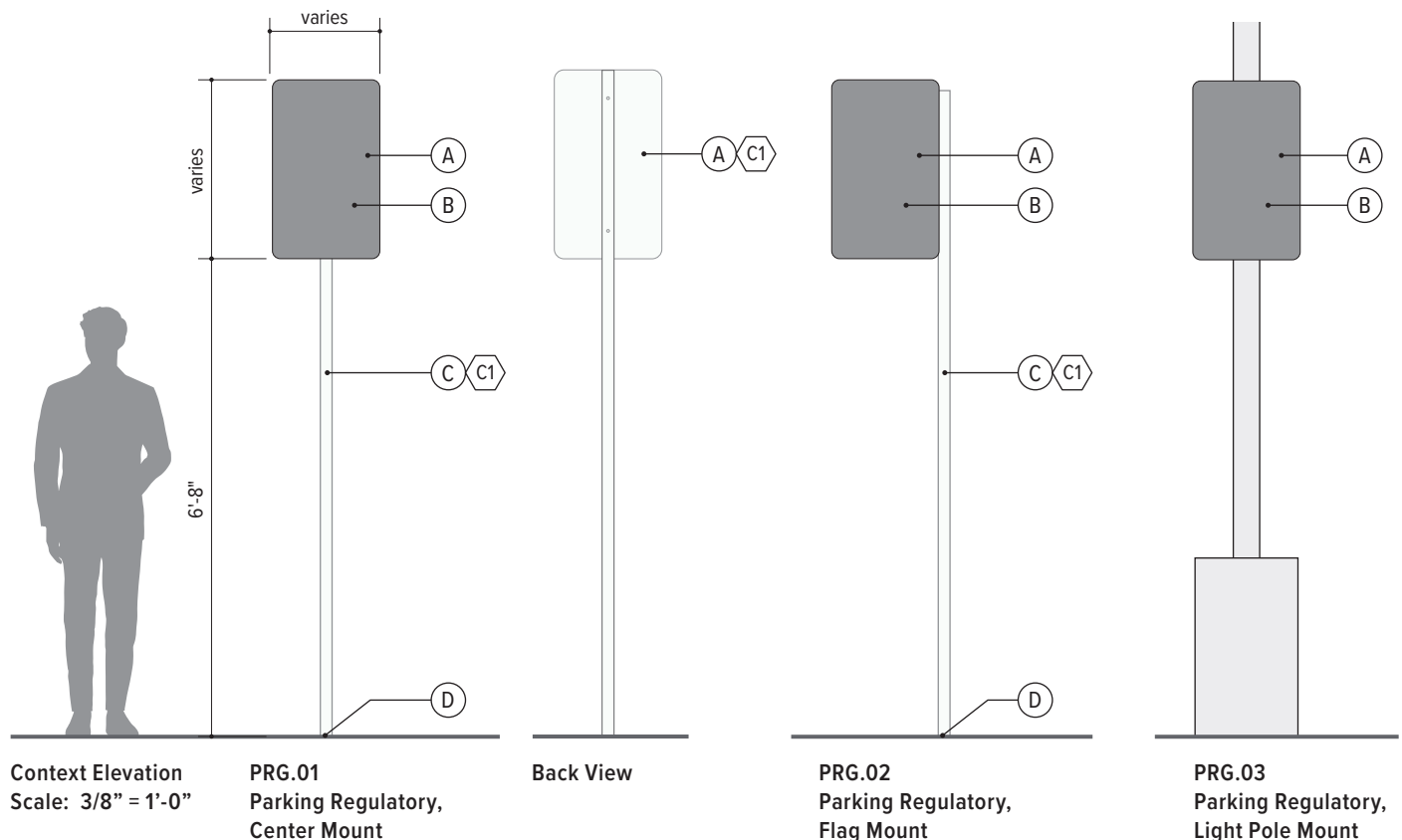
Colors & Materials

References as noted below. See Chapter 1: Universal Standards for specifications.

- | | | |
|----------------------|------------------|--------------------|
| Ⓒ1 White Wonder | Ⓓ4 UC Davis Blue | Ⓓ6 Emergency Red |
| Ⓓ8 Hospital Blue | Ⓓ10 Black | Ⓓ20 Parking Yellow |
| ⒱17 Reflective White | | |

Installation

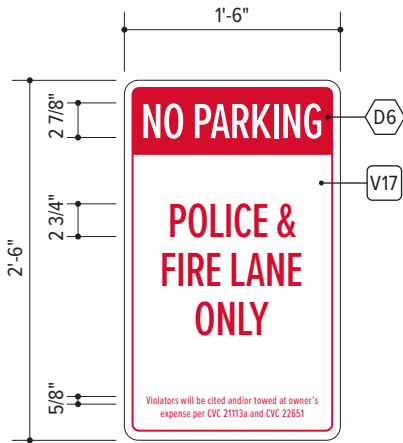
- See Appendix A, Drawings FD.140, FD.141, and FD.143 for approved standard fabrication and installation detail.
- Mounting to be coordinated with project architect.



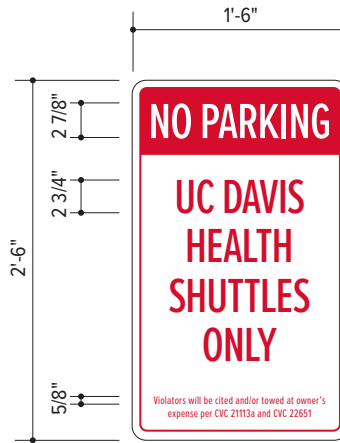
Public Realm and Site Regulatory

PRG.01-03

Parking Regulatory Layouts



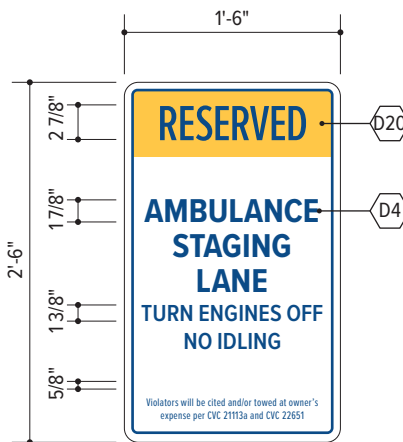
(A) Fire Lane



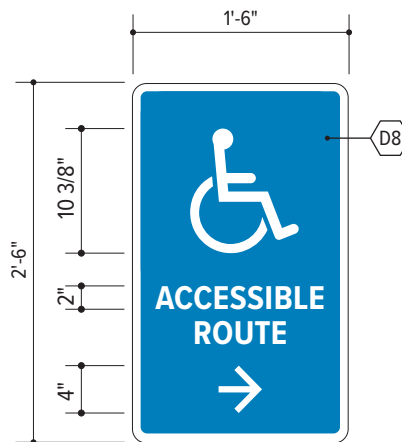
(B) Shuttles Only



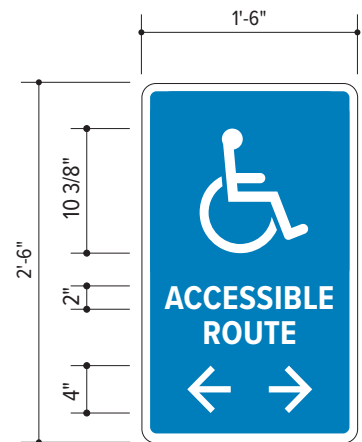
(C) Emergency Drop Off



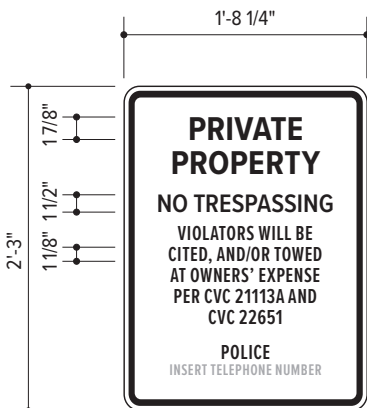
(D) Ambulance Staging



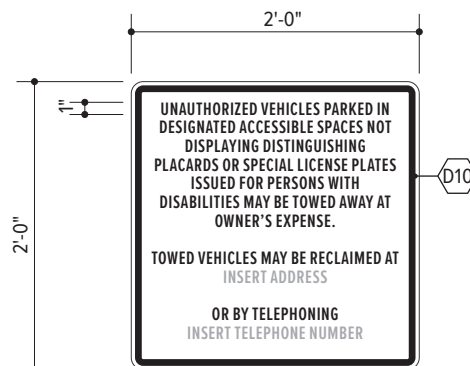
(E) Accessible Route, 1 Arrow



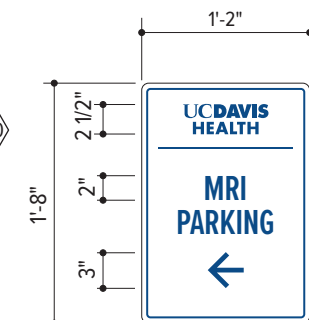
(F) Accessible Route, 2 Arrows



(G) Private Property



(H) Unauthorized Vehicles



(J) Parking Directional (Leased Properties)

Scale: 3/4" = 1'-0"

Public Realm and Site Regulatory

TRG.01

Traffic Regulatory

Usage

- These sign types are to be coordinated with the traffic engineer and provides reinforcement to vehicular wayfinding where necessary.

Placement

- Place at key locations where lane reinforcement is required.

Components

- Ⓐ Panel: 1/8" thick aluminum with radius corners
 - Front Finish: 3M Diamond Grade reflective sheeting or approved equal
 - Back and Sides Finish: painted all visible surfaces
 - Attachment: fix to aluminum post with structural aluminum adhesive and/or mechanical fasteners as needed; no visible fasteners on front

- Ⓑ Graphics: surface UV cured digital print
 - Typeface: Proxima Nova
- Ⓒ Aluminum Post: 2" square, closed and finished top
 - Finish: painted all visible surfaces
- Ⓓ Provide footings and engineering

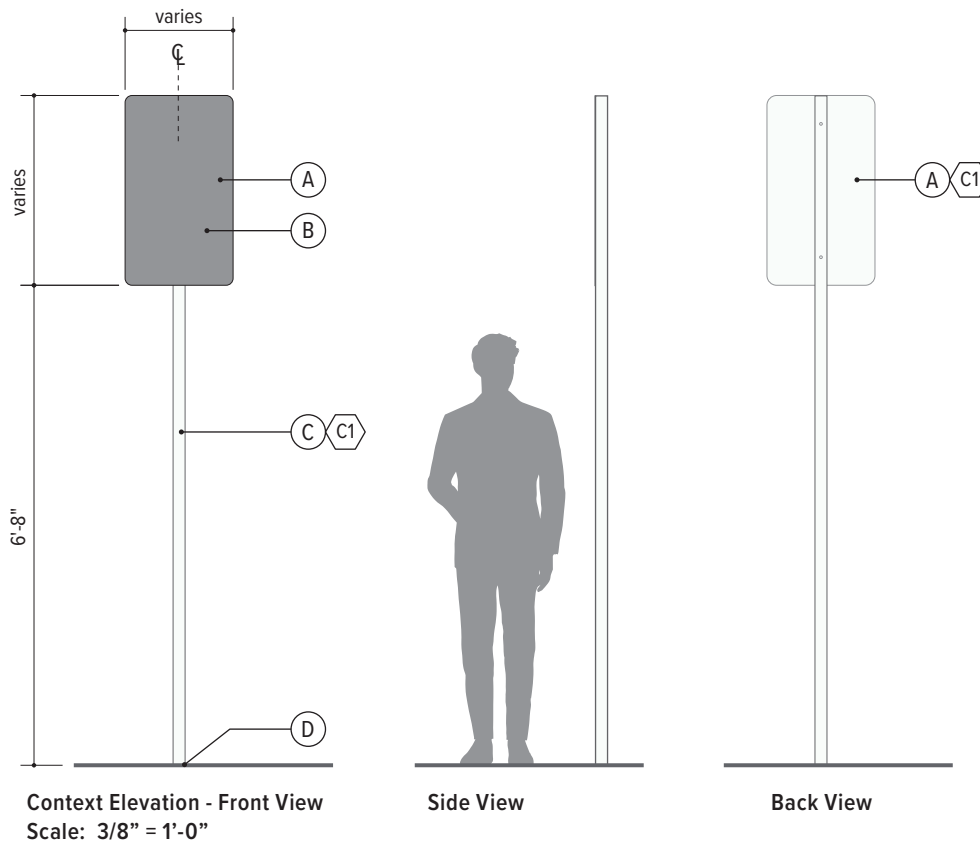
Colors & Materials

References as noted below. See Chapter 1: Universal Standards for specifications.

- Ⓒ1 White Wonder
- Ⓓ6 Emergency Red
- Ⓓ10 Black
- ⒱17 Reflective White
- ⒱18 Reflective Yellow

Installation

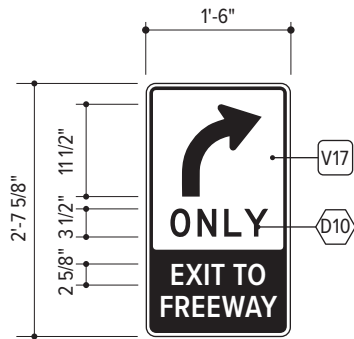
- See Appendix A, Drawing FD.140 for approved standard fabrication and installation detail.



Public Realm and Site Regulatory

TRG.01

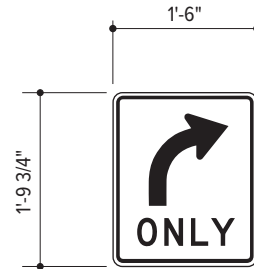
Traffic Regulatory Layouts



(A) Exit To Freeway Only



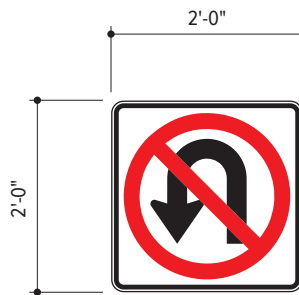
(B) Exit To Freeway




(C) Only Regulatory



(D) No Left Turn, Exit Right



(E) No U-turn



(F) Pedestrian Crossing

Scale: 1/2" = 1'-0"