

Social Story: Autism Phenome Project

PARENTS

This story was created to help prepare your child for the Autism Phenome Project Startle Response testing session. It contains pictures and words that will walk the child through what to expect from this session of the APP. Have your child sit down with you to review the story step-by-step. Encourage them to ask any questions they may have about getting ready for their visit. Let your child keep the story to review as many times as they would like before their visit.

1. You will come to the MIND for your visit, and you'll get to try something new!



2. When you are ready, you will go to the computer room



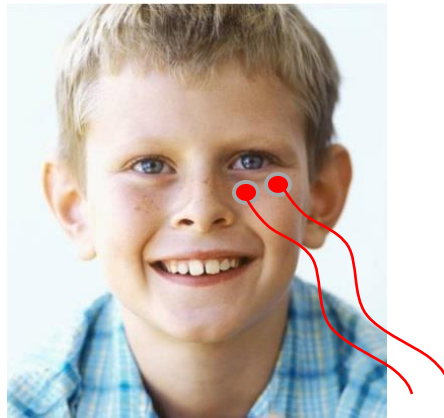
3. You'll sit in a computer chair and watch a short youtube video. How fun!



4. We will clean behind your ear and on your cheek with a wipe and q-tip so that we can put stickers there!



5. We will put 2 stickers on your cheek and 1 sticker behind your ear.




It is important to try not to touch the stickers and strings.

6. Next, you are going to wear comfortable headphones!



7. Now you will watch different pictures on the computer screen



8. Sometimes you will feel a puff of air on your neck

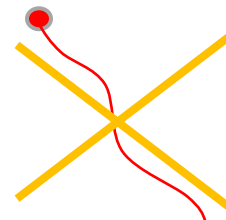


9. Sometimes you will hear a sound in the headphones



10. If you stay still and keep watching the pictures on the screen, you will get to choose a prize from our gift basket!

11. When the pictures, sounds, and air puffs are done, we will take off the headphones and stickers



12. You are all done! Great job! Now time for your prize! Thanks for playing!

