

Griffith R. Harsh, M.D.

Philosophy of Care

Dr. Harsh believes in the provision of the highest quality of care conducive to improvement of quality of life.

Clinical Interests

Dr. Harsh is recognized as a leading surgeon and scholar. His clinical practice and research focus on innovative treatments of tumors of the brain, pituitary gland and skull base. His work has demonstrated the efficacy of stereotactic radiosurgery for multiple types of brain tumors and of endoscopic removal of pituitary and other skull base tumors.

Dr. Harsh has authored more than 200 peer-reviewed publications and book chapters, edited four scientific and clinical books, and served as editor and reviewer of numerous journals. He has served as president of the American Academy of Neurological Surgery, president of the Neurosurgical Society of America, vice president of the Society of Neurological Surgeons, vice chair of the ACGME Neurosurgery Residency Review Committee and chair of the executive council of the Neurosurgery Research and Education Foundation.

At UC Davis, he leads a multidisciplinary team of surgeons, scientists and residents who diagnose and treat adults and children with conditions such as benign brain and pituitary tumors, cancer, cerebrovascular disease, degenerative spine problems, epilepsy, movement disorders, and traumatic brain injury. The department also collaborates closely with the university's NCI-designated comprehensive cancer center, level I trauma center, Center for Neuroscience and Stroke Program.

Research/Academic Interests

Dr. Harsh's basic science research has investigated the molecular biology of brain tumors. His laboratory has identified molecular mechanisms that promote tumor growth and strategies for disrupting them. His team discovered a gene deletion and a therapeutic target for glioblastoma, the most common and malignant type of brain tumor.

Dr. Harsh has also helped test use of a fluorescent antibody that distinguishes cancerous from normal brain tissue in patients with glioblastoma, to increase the safety and precision of surgical treatment.

Title

Professor
Chair
Julian R. Youmans Endowed Chair in Neurological Surgery

Specialty

Neurological Surgery

Department


[Neurological Surgery](#)

Division

Neurological Surgery


Clinic

UC Davis Medical Group, Sacramento - Midtown



Griffith R. Harsh, M.D.

Center/Program Affiliation	UC Davis Comprehensive Cancer Center Center for Skull Base Surgery
Address/Phone	UC Davis Midtown Ambulatory Care Center, Neurosurgery Clinic, 3160 Folsom Blvd Suite 3900 Sacramento, CA 95816
Additional Phone	Clinic Phone: 916-734-4300 Clinic Fax: 916-734-0171 Physician Referrals: 800-4-UCDAVIS (800-482-3284)
Education	M.D., Harvard Medical School, Cambridge MA 1980 M.B.A., Boston University, Boston MA 1999 A.B., Harvard College, Cambridge MA 1975 M.A., Oxford University (Rhodes Scholar), Oxford, England 1978
Internships	Surgery, UC San Francisco Medical Center, San Francisco CA 1980-1981
Residency	Neurological Surgery, UC San Francisco Medical Center, San Francisco CA 1981-1986
Fellowships	Brain Tumor Research Center, National Institutes of Health- Department of Neurological Surgery UC San Francisco Medical Center, San Francisco CA 1984 Clinical Fellow, American Cancer Society, UC San Francisco Medical Center, San Francisco CA 1985 Harvey Cushing Research Fellow, American Association of Neurological Surgeons, Department of Neurological Surgery UC San Francisco, San Francisco CA 1986-1988
Board Certifications	American Board of Neurological Surgery - Diplomate National Board of Medical Examiners, Diplomate
Professional Memberships	American Academy of Neurological Surgery American Association of Neurologic Surgeons American Board of Neurological Surgery American College of Surgeons Neurosurgical Society of America North American Skull Base Society One Neurosurgery Society of Neurological Surgeons The Pituitary Society
Honors and Awards	Outstanding Program Director Award, Stanford University School of Medicine, 2016 Excellence in Teaching and Mentoring Award, Neurosurgery, Stanford University School of



Griffith R. Harsh, M.D.

Medicine, 2014

Journal of Neuro-Oncology Award for Outstanding Tumor Paper, AANS, 2011

Visiting Professor, Mayo Medical School/Mayo Clinic, 2008

Whos Who in the World (2005), 2005

Americas Top Doctors for Cancer (2005), 2005

Americas Top Doctors (2004), 2004

Select Recent Publications


Azoulay M, Chang SD, Gibbs IC, Hancock SL, Pollom E, Harsh GR, Adler JR, Harrahar C, Li G, Gephart MH, Nagpal S, Thomas RP, Recht LD, Jacobs LR, Modlin LA, Wynne J, Seiger K, Fujimoto D, Usoz M, von Eyben R, Choi CYH, Soltys SG. A Phase I/II Trial of 5-Fraction Stereotactic Radiosurgery with 5-mm Margins with Concurrent and Adjuvant Temozolomide in Newly Diagnosed Glioblastoma: Primary Outcomes. *Neuro-Oncology*. 2020 Jan 31;noaa019. doi: 10.1093/neuonc/noaa019. Online ahead of print.

Achrol AS, Rennert RC, Anders C, Soffiatti R, Ahluwalia MS, Nayak L, Peters S, Arvold ND, Harsh GR, Steeg PS and SD Chang. Brain Metastases. *Nature Reviews: Disease Primer*. 2019;5(5):1-26.

Iv M, Samghabadi P, Holdsworth S, Gentles A, Rezaii P, Harsh G, Li G, Thomas R, Moseley M, Daldrup-Link HE, Vogel H, Wintermark M, Cheshier S and KW Yeom. Quantification of Macrophages in High-Grade Gliomas by Using Ferumoxytol-enhanced MRI: A Pilot Study. *Radiology*. 2019;(290):198-206.

Nayak JV, Rathor A, Grayson JW, Bravo DT, Velasquez N, Noel J, Beswick DM, Riley KO, Patel ZM, Cho DY, Dodd RL, Thamboo A, Choby GW, Walgama E, Harsh GR, Hwang PH, Clemons L, Lowman D, Richman JS and BA Woodworth. Porcine small intestine submucosal grafts improve remucosalization and progenitor cell recruitment to sites of upper airway tissue remodeling. *International Forum of Allergy & Rhinology*. (10) 1162-1168.

Choi CYH, Wakelee HA, Neal JW, Pinder-Schenck MC, Yu HM, Chang SD, Adler JR, Modlin LA, Harsh GR, Soltys SG. Vorinostat and Concurrent Stereotactic Radiosurgery for Non-Small Cell Lung Cancer Brain Metastases: A Phase 1 Dose Escalation Trial. *Int J Radiat Oncol Biol Phys*. 2017 Sep 1;99(1):16-21.



Griffith R. Harsh, M.D.

Ajlan A, Achrol AS, Albakr A, Feroze AH, Westbrook EM, Hwang P, Harsh GR 4th. Cavernous Sinus Involvement by Pituitary Adenomas: Clinical Implications and Outcomes of Endoscopic Endonasal Resection. *J Neurol Surg B Skull Base*. 2017 Jun;78(3):273-282.

Pollom EL, Fujimoto D, Wynne J, Seiger K, Modlin LA, Jacobs LR, Azoulay M, von Eyben R, Tupper L, Gibbs IC, Hancock SL, Li G, Chang SD, Adler JR, Harsh GR, Harraher C, Nagpal S, Thomas RP, Recht LD, Choi CYH, Soltys SG. Phase 1/2 Trial of 5-Fraction Stereotactic Radiosurgery With 5-mm Margins With Concurrent and Adjuvant Temozolomide in Newly Diagnosed Supratentorial Glioblastoma: Health-Related Quality of Life Results. *Int J Radiat Oncol Biol Phys*. 2017 May 1;98(1):123-130.

Graim K, Liu TT, Achrol AS, Paull EO, Newton Y, Chang SD, Harsh GR 4th, Cordero SP, Rubin DL, Stuart JM. Revealing cancer subtypes with higher-order correlations applied to imaging and omics data. *BMC Med Genomics*. 2017 Mar 31;10(1):20.

Gholamin S, Mitra SS, Feroze AH, Liu J, Kahn SA, Zhang M, Esparza R, Richard C, Ramaswamy V, Remke M, Volkmer AK, Willingham S, Ponnuswami A, McCarty A, Lovelace P, Storm TA, Schubert S, Hutter G, Narayanan C, Chu P, Raabe EH, Harsh G 4th, Taylor MD, Monje M, Cho YJ, Majeti R, Volkmer JP, Fisher PG, Grant G, Steinberg GK, Vogel H, Edwards M, Weissman IL, Cheshier SH. Disrupting the CD47-SIRP anti-phagocytic axis by a humanized anti-CD47 antibody is an efficacious treatment for malignant pediatric brain tumors. *Sci Transl Med*. 2017 Mar 15;9(381).

Iagaru A, Mosci C, Mittra E, Zaharchuk G, Fischbein N, Harsh G, Li G, Nagpal S, Recht L, Gambhir SS. Glioblastoma Multiforme Recurrence: An Exploratory Study of (18)F FPPRGD2 PET/CT. *Radiology*. 2016 Jul;280(1):328.

© 2022 UC Regents