

Mingyu Cheng, M.D., Ph.D.

Philosophy of Care Patient-centered care delivered with compassion and excellence.

Clinical Interests Dr. Cheng's clinical interests include renal & transplant pathology, genitourinary (GU) pathology and head & neck pathology.

Research/Academic Interests Dr. Cheng's research focuses on:

1. Pathogenesis and diagnostic criteria of light chain-associated acute tubulointerstitial nephritis (LC-ATIN).
2. Dendritic cells in renal transplant rejection.

Title Assistant Clinical Professor

Specialty Surgical Pathology

Department Pathology and Laboratory Medicine

Division Anatomic Pathology

Address/Phone Pathology Building, 4400 V St. Sacramento, CA 95817
Phone: 916-734-2525

Additional Phone Phone: 916-734-2875

Email mngcheng@ucdavis.edu

Languages Chinese (Mandarin)

Education M.D., Hubei Medical University, Shiyan, Hubei, China 1995
Ph.D., Tsinghua University, Bejing, China 2004

Residency Anatomic and Clinical Pathology, Louisiana State University Health Shreveport, Shreveport LA 2013-2017

Fellowships Renal and Genitourinary Pathology, Louisiana State University Health Shreveport, Shreveport LA 2017-2018

Board Certifications American Board of Pathology, Anatomic and Clinical Pathology

Professional Memberships Chinese American Pathologists Association
College of American Pathologists
Renal Pathology Society

UCDAVIS HEALTH



Mingyu Cheng, M.D., Ph.D.

United States - Canadian Academy of Pathology

Honors and Awards

Second Prize, 20th Annual Albert G. Smith Resident Research Symposium, Louisiana State University Health Science Center, Shreveport LA, 2018

Ghadially Award (formerly the Pathologist-in-Training Award), United States and Canadian Academy of Pathology (USCAP) Annual Meeting, Boston MA, 2015

Third Prize, 16th Annual Albert G. Smith Resident Research Symposium, Louisiana State University Health Science Center, Shreveport LA, 2014

Third Prize, Center for Integration of Medicine and Innovative Technologies (CIMIT) Conference, Boston MA, 2005

Select Recent Publications

Jespersen Nizamic T, Huang Y, Alnimri M, Cheng M, Chen LX, Jen KY. COVID-19 Manifesting as Renal Allograft Dysfunction, Acute Pancreatitis, and Thrombotic Microangiopathy: A Case Report. Transplant Proc. 2021 May;53(4):1211-1214. doi:10.1016/j.transproceed.2020.10.048. Epub 2020 Dec 18. PMID:33436168.

Cheng M, Gu X, Turbat-Herrera EA, Herrera GA. Tubular Injury and Dendritic Cell Activation Are Integral Components of Light Chain-Associated Acute Tubulointerstitial Nephritis. Arch Pathol Lab Med. 2019 Oct;143(10):1212-1224. doi:10.5858/arpa.2018-0032-OA. Epub 2019 May 7. PMID: 31063013.

Gu X, Cheng M, Herrera GA. Kidney carcinoid tumor: Histological, immunohistochemical and ultrastructural features. Ultrastruct Pathol. 2018 Jan-Feb;42(1):18-22. doi:10.1080/01913123.2017.1388321. Epub 2017 Dec 1. PMID:29192809.

Cheng M, Gu X, Herrera GA. Dendritic cells in renal biopsies of patients with acute tubulointerstitial nephritis. Hum Pathol. 2016 Aug;54:113-20. doi:10.1016/j.humpath.2016.03.020. Epub 2016 Apr 13. PMID:27085555.

Yoshida R, Cheng M, Murray MM. Increasing platelet concentration in platelet-rich plasma inhibits anterior cruciate ligament cell function in three-dimensional culture. J Orthop Res. 2014 Feb;32(2):291-5. doi:10.1002/jor.22493. Epub 2013 Oct 4. PMID:24122902.

UC DAVIS HEALTH



Mingyu Cheng, M.D., Ph.D.

Cheng M, Johnson VM, Murray MM. Effects of age and platelet-rich plasma on ACL cell viability and collagen gene expression. J Orthop Res. 2012 Jan;30(1):79-85. doi:10.1002/jor.21496. Epub 2011 Jul 11. PMID:21748791.

Cheng M, Wang H, Yoshida R, Murray MM. Platelets and plasma proteins are both required to stimulate collagen gene expression by anterior cruciate ligament cells in three-dimensional culture. Tissue Eng Part A. 2010 May;16(5):1479-89. doi:10.1089/ten.TEA.2009.0199. PMID:19958169.

Engelmayr GC Jr, Cheng M, Bettinger CJ, Borenstein JT, Langer R, Freed LE. Accordion-like honeycombs for tissue engineering of cardiac anisotropy. Nat Mater. 2008 Dec;7(12):1003-10. doi: 10.1038/nmat2316. Epub 2008 Nov 2. PMID:18978786.

Cheng MY, Moretti M, Engelmayr CG, Nichol J, Freed EL. Insulin-like growth factor-I and slow, bi-directional perfusion enhance the formation of tissue-engineered cardiac grafts. Tissue Engineering. 2008 Aug 28;15(3):645-653. doi:10.1089/ten.tea.2008.0077.

Cheng MY, Park H, Moretti M, Engelmayr CG, Freed EL. Effects of regulatory factors on engineered cardiac tissue in vitro. Tissue Engineering. 2007 Dec;13(11):2709-2719. doi:10.1089 /ten.2006.0414.

© 2024 UC Regents

UCDAVIS HEALTH