


Granger B. Wong, M.D., D.M.D.

Philosophy of Care	Understanding the unique needs and wishes of each patient is fundamental to determining the most appropriate treatment plan for patient-centric care, while employing the latest research, safest procedures, and most trusted practices.
Clinical Interests	Dr. Wong's distinct perspective on managing congenital anomalies has allowed development of crossover techniques in aesthetic surgery. He applies virtual-reality computer software, endoscopic (minimally invasive) surgery, ultrasound and lasers to aesthetic body contouring and facial rejuvenation. His clinical practice includes aesthetic surgery, congenital craniofacial anomalies (including cleft lip and palate), pediatric plastic surgery, maxillofacial surgery and vascular anomalies.
Research/Academic Interests	Dr. Wong's research interests are in distraction osteogenesis, resolvable biomaterials and minimally invasive surgical techniques.
Title	Chief, Division of Plastic Surgery Program Director, Plastic Surgery Residency Professor, Department of Surgery
Specialty	Cosmetic Facial Surgery, Plastic Surgery , Surgery - Facial, Plastic and Reconstructive , Surgery - Plastic Surgery, Surgery - Plastic & Reconstructive
Department	Surgery
Division	Plastic Surgery
Center/Program Affiliation	UC Davis Comprehensive Cancer Center UC Davis Medical Group UC Davis Children's Hospital
Address/Phone	Cannery Building, Plastic Surgery, 3301 C St. Suite Suite 1100 Sacramento, CA 95816 Phone: 916-734-7844
Additional Phone	Phone: Academic Office (916) 734-7289 Fax: Academic Office Fax (916) 734-7104 Clinic Fax: (916) 319-7048 Physician Referrals: 800-4-UCDAVIS (800-482-3284)
Education	M.D., University of Nebraska College of Medicine, Omaha NE 1992 D.M.D., Tufts University School of Dental Medicine, Boston MA 1989 B.S., San Francisco State University, San Francisco CA 1984
Internships	University of Nebraska Medical Center, Omaha NE 1989-1990



Granger B. Wong, M.D., D.M.D.

Residency UC Davis School of Medicine, Sacramento CA 1995-1997
University of Nebraska Medical Center, Omaha NE 1992-1994

Fellowships Harvard Medical School, Brigham and Women's/Children's Hospital, Boston MA 1997-1998


Board Certifications American Board of Oral and Maxillofacial Surgery
American Board of Plastic Surgery

Professional Memberships Alpha Omega Alpha Honor Medical Society
American Association for Advancement of Science
American Association of Oral and Maxillofacial Surgeons
American Association of Plastic Surgeons, Fellow
American Cleft Palate-Craniofacial Association
American College of Surgeons, Fellow
American Dental Association
American Medical Association
American Society for Aesthetic Plastic Surgeons
American Society of Plastic Surgeons
California Society of Plastic Surgeons
California State Medical Society
Greater Sacramento Society of Plastic Surgeons
Nebraska State Medical Society

Honors and Awards Team Award, San Joaquin General Hospital Cleft Palate Panel, 2001
Service Award, Medical Director San Joaquin General Hospital Cleft Palate Panel, 2000
Alpha Omega Alpha, 1992
Doctor of Medicine, with Distinction, 1992

Select Recent Publications Tolarova MM, Wong GB, Varma S. Mandibulofacial Dysostosis (Treacher Collins Syndrome). Medscape Reference. Updated 2018 Jun 19. Available at: <https://emedicine.medscape.com/article/946143-overview>.

Lance S, Wong GB, Young D. Characterization of the Ocular Findings in the Nablus Masklike Facial Syndrome. J AAPOS. 2016 Oct; 20(5):457-459. doi:10.1016/j.jaapos.2016.04.010. Epub 2016 Sep 16.



Granger B. Wong, M.D., D.M.D.

Rosing JH, Wong G, Wong MS, Sahar D, Stevenson TR, Pu LLQ. Autologous Fat Grafting for Primary Breast Augmentation: A Systematic Review. *Aesthetic Plast Surg*. 2011 Oct;35(5):882-90. doi:10.1007/s00266-011-9691-2. Epub 2011 Apr 1.

Dorfman DW, Ciminello FS, Wong GB. Tongue suture placement after cleft palate repair. *J Craniofac Surg*. 2010 Sep;21(5):1601-3. doi:10.1097/SCS.0b013e3181ebccb1.

Dorfman DW, Ciminello FS, Wong GB. Craniofacial distractor applicator. *J Craniofac Surg*. 2009 Mar;20(2):475-7. doi:10.1097/SCS.0b013e31819b9939.


Wong GB, Ciminello FS, Padwa BL. Distraction osteogenesis of the cleft maxilla. *Facial Plast Surg*. 2008 Nov;24(4):467-71. doi:10.1055/s-0028-1102910. Epub 2008 Nov 25.

Oh AK, Workman LA, Wong GB. Clinical correlation of chromosome 22q11.2 fluorescent in situ hybridization analysis and velocardiofacial syndrome. *Cleft Palate Craniofac J*. 2007 Jan;44(1):62-6. doi:10.1597/05-192.

Wong GB, Nargoian C, Padwa BL. Anesthetic concerns of external maxillary distraction osteogenesis. *J Craniofac Surg*. 2004 Jan;15(1):78-81. doi:10.1097/00001665-200401000-00022.

Wong GB, Padwa BL. LeFort I soft tissue distraction: a hybrid technique. *J Craniofac Surg*. 2002 Jul;13(4):572-6;discussion 577. doi:10.1097/00001665-200207000-00019.

Persons BL, Wong GB. Transantral endoscopic orbital floor repair using resorbable plate. *J Craniofac Surg*. 2002 May;13(3):483-8;discussion 488-9. doi:10.1097/00001665-200205000-00022.



Granger B. Wong, M.D., D.M.D.

© 2022 UC Regents